

## Emerging Pharmacotherapies for Obesity: A Systematic Review

Michail Kokkorakis<sup>1,2<sup>a</sup></sup>, Marlene Chakhtoura<sup>3<sup>aa</sup>\*</sup>

, Caline Rhayem<sup>3<sup>b</sup></sup>, Jana Al Rifai<sup>3<sup>b</sup></sup>, Malak Ghezzawi<sup>3</sup>, Laura Valenzuela-Vallejo<sup>1</sup>, Christos S. Mantzoros<sup>1,4<sup>\*</sup></sup>

<sup>1</sup>Department of Medicine, Beth Israel Deaconess Medical Center, Harvard Medical School, Boston, MA, USA

<sup>2</sup>Department of Clinical Pharmacy and Pharmacology, University of Groningen, University Medical Center Groningen, Groningen, The Netherlands

<sup>3</sup>Division of Endocrinology, Department of Internal Medicine, American University of Beirut Medical Center, Beirut, Lebanon

<sup>4</sup>Boston VA Healthcare System, Harvard Medical School, Boston, MA, USA

<sup>a</sup>Co-first authors

<sup>b</sup>Co-second authors

<sup>\*</sup>Co-corresponding authors

This manuscript did not receive financial support.

**Running Title:** Emerging Drugs for Obesity

### Co-Corresponding Authors:

Dr. Marlene Chakhtoura,

Department of Internal Medicine, American University of Beirut Medical Center, Beirut, Lebanon

Email: [mc39@aub.edu.lb](mailto:mc39@aub.edu.lb)

Tel: 961-1-350000

Dr. Christos Mantzoros,

Departments of Medicine, Beth Israel Deaconess Medical Center, Harvard Medical School, Boston, MA 02215, USA and Boston VA Healthcare System, Harvard Medical School, Boston, MA 02115, USA.

Email: [cmantzor@bidmc.harvard.edu](mailto:cmantzor@bidmc.harvard.edu)

Tel: 617-667-2833 or 617-667-8630

Number of text pages: 54

Number of figures: 6

Number of tables: 4

Number of references: 203

Number of words in Abstract: 272

Keywords: obesity, overweight, pharmacotherapy, drugs, systematic review

### **Abbreviations:**

AMPK, adenine monophosphate-activated protein kinase; BMI, body mass index; CI, confidence interval; COVID-19, Coronavirus Disease 2019; FDA, Food and Drug Administration; GABA<sub>A</sub>,  $\gamma$ -Aminobutyric acid sub-type A; GIP, glucose-dependent insulinotropic peptide; GLP-1, glucagon-like peptide 1; GLP-2, glucagon-like peptide-2; ID, initial dose; MASH, metabolic dysfunction-associated steatohepatitis; MASLD, metabolic dysfunction-associated steatotic liver disease; MeSh, Medical Subject Headings; MetAP2, methionine aminopeptidase 2; OR, odds ratio; OXM, oxyntomodulin; PRIME, Priority

Medicine; RAs, receptor agonists; RCT, randomized controlled trial; SD, standard deviation; SE, standard error; SGLT, sodium-glucose cotransporter.

## Table of Contents

<b>Abstract</b> .....	<b>6</b>
<b>Significance Statement</b> .....	<b>7</b>
<b>1. Introduction</b> .....	<b>8</b>
<b>2. Materials and methods</b> .....	<b>11</b>
<b>2.1. Eligibility criteria</b> .....	<b>11</b>
<b>2.2. Search strategy</b> .....	<b>12</b>
<b>2.3. Screening process</b> .....	<b>13</b>
<b>2.4. Data extraction</b> .....	<b>13</b>
<b>2.5. Risk of bias assessment</b> .....	<b>14</b>
<b>3. Results</b> .....	<b>14</b>
<b>3.1. Drugs in phase 3 trials</b> .....	<b>15</b>
<b>3.1.1. Drug with completed and published phase 3 trial</b> .....	<b>16</b>
Semaglutide (oral) .....	16
<b>3.1.2. Drugs currently investigated in phase 3 trials</b> .....	<b>18</b>
GLP-1 RAs .....	18
GLP-1 RA and amylin analog .....	20
GLP-1 and glucagon RAs.....	23
GLP-1, GIP, and glucagon RAs .....	27
SGLT-2 inhibitor.....	30
Norepinephrine, serotonin, and dopamine reuptake inhibition & GABA <sub>A</sub> receptor stimulation.....	31
<b>3.2. Drugs in phase 2 trials</b> .....	<b>32</b>
<b>3.2.1. Drugs with completed and published phase 2 trials</b> .....	<b>32</b>
Amylin analog .....	33
GLP-1 RAs .....	33
GLP-1 and glucagon RAs.....	34
SGLT-2 inhibitors .....	35
SGLT-2 inhibitors in combination with other drugs.....	37
Others .....	38
<b>3.2.2. Drugs with completed phase 2 trials but not published yet</b> .....	<b>40</b>
GLP-1 RAs .....	41
GLP-1 and glucagon RA.....	41
GLP-1 RA in combination with a neuropeptide Y receptor type 2 agonist.....	42
Others .....	42
<b>3.2.3 Drugs currently investigated in phase 2 trials</b> .....	<b>43</b>
GLP-1 RA.....	43
GLP-1 RA and GIP receptor antagonist .....	43
GLP-1 and GIP RAs .....	44

Dual GLP-1 and GLP-2 RA.....	44
GLP-1 and glucagon RA.....	44
Others .....	44
<b>3.3. Terminated and suspended studies.....</b>	<b>46</b>
<b>3.4. Trials' geographic location and funders.....</b>	<b>46</b>
<b>4. Risk of bias assessment .....</b>	<b>47</b>
<b>5. Discussion .....</b>	<b>48</b>
<b>6. Future directions .....</b>	<b>51</b>
<b>Figure legends.....</b>	<b>71</b>
<b>Tables .....</b>	<b>73</b>

## Abstract

The history of anti-obesity pharmacotherapies is marked by disappointments, often entangled with societal pressure promoting weight loss and the prevailing conviction that excess body weight signifies a lack of willpower. However, categories of emerging pharmacotherapies generate hope to reduce obesity rates. This systematic review of phase 2 and phase 3 trials in adults with overweight/obesity investigates the effect of novel weight loss pharmacotherapies, compared to placebo/control or Food and Drug Administration-approved weight loss medication, through searching Medline, Embase, and ClinicalTrials.gov (2012-2024). We identified 53 phase 3 and phase 2 trials, with 36 emerging anti-obesity drugs or combinations thereof and four withdrawn or terminated trials. Oral semaglutide 50 mg is the only medication that has completed a phase 3 trial. There are 14 ongoing phase 3 trials on glucagon-like peptide-1 (GLP-1) receptor agonists (RAs) (ecnoglutide, orforglipron, TG103), GLP-1 RA/amylin agonist (CagriSema), GLP-1/glucagon RAs (mazdutide, survodutide), GLP-1/glucose-dependent insulinotropic polypeptide and glucagon RA (retatrutide), dapagliflozin, and the combination sibutramine/topiramate. Completed phase 2 trials on incretin-based therapies showed a mean percent weight loss of 7.4–24.2%. Almost half of the drugs undergoing phase 2 trials were incretin analogs. The obesity drug pipeline is expanding rapidly, with the most promising results reported with incretin analogs. Data on mortality and obesity-related complications, such as cardio-renal-metabolic events, are needed. Moreover, long-term follow-up data on the safety and efficacy of weight maintenance with novel obesity pharmacotherapies, along with studies focused on under-represented populations, cost-effectiveness assessments, and drug availability, are needed to bridge the care gap for patients with obesity.

### **Significance Statement**

Obesity is the epidemic of the 21<sup>st</sup> century. Except for the newer injectable medications, drugs with suboptimal efficacy have been available in the clinician's armamentarium. However, emerging alternatives of novel agents and combinations populate the obesity therapeutic pipeline. This systematic review identifies the state and mechanism of action of emerging pharmacotherapies undergoing or having completed phase 2 and phase 3 clinical trials. The information provided herein furthers the understanding of obesity management, implying direct clinical implications and stimulating research initiatives.

## 1. Introduction

Obesity is the global epidemic of the 21<sup>st</sup> century (Blüher, 2019; Chakhtoura et al., 2023a; Chakhtoura & Mantzoros, 2023; Koliaki et al., 2023; Upadhyay et al., 2018). Obesity rates are alarmingly increasing, with an almost three-fold expansion worldwide since 1975 (Blüher, 2019; Koliaki et al., 2023; Lingvay et al., 2024). According to the World Health Organization, over 66% of the adult population in the United States has either overweight or obesity, with a projected further increase by 2030 (Kokkorakis et al., 2023a; Ward et al., 2019). Besides, the prevalence of various cardiometabolic diseases increased alongside the rapid growth of obesity rates, leading to higher morbidity and mortality (Boutari & Mantzoros, 2022; Kokkorakis et al., 2023b; Kokkorakis et al., 2024b).

The three most common components of lifestyle interventions for treating obesity include the prescription of a healthy, moderately reduced-calorie diet, a program of increased physical activity, and the implementation of behavioral strategies to support adherence to diet and physical activity recommendations (American College of Cardiology/American Heart Association Task Force on Practice Guidelines, 2014; Jensen et al., 2014; Wadden et al., 2020). In comprehensive lifestyle interventions, individuals with overweight or obesity are generally advised to follow a diet that creates an energy deficit of at least 500 kcal/day. This is typically achieved by recommending a daily intake of 1200 to 1500 kcal for women, and 1500 to 1800 kcal for men (Jensen et al., 2014; Liu et al., 2022). It is also recommended to increase aerobic physical activity, such as brisk walking, to at least 150 minutes per week (equivalent to 30 minutes per day on most days) (Jensen et al., 2014). To maintain weight loss or minimize weight regain over the long term (beyond one year), higher levels of physical activity, around 200 to 300 minutes per week, are advised (Jensen et al., 2014). Additionally, a structured behavior change program should incorporate regular self-monitoring of food intake, physical activity, and body



weight monitoring on a weekly basis or more frequently (Jensen et al., 2014). Compared to baseline, a high-intensity lifestyle program allows mean reductions of 5-8% of total body weight, along with improvement in cardio-renal-metabolic comorbidities (Boutari et al., 2023; Wadden et al., 2020). Despite their potential benefits, such interventions tend to yield only temporary changes that are difficult to sustain over time or are frequently insufficient to achieve a modest weight loss of 5–10%, necessary for a significant reduction in comorbidities and improvement in the quality of life (Ryan & Yockey, 2017; Williamson, 2017). Consequently, medical, endoscopic, and surgical interventions are recommended to enhance weight outcomes (Apovian et al., 2015; Garvey et al., 2016; Glass et al., 2019; Jensen et al., 2014; Kokkorakis et al., 2023a; Williamson, 2017). Pharmacotherapy is indicated when body mass index (BMI) is  $\geq 30$  kg/m<sup>2</sup> or  $\geq 27$  kg/m<sup>2</sup> in the presence of comorbidities (Grunvald et al., 2022); (Apovian et al., 2015; Garvey et al., 2016). The indications for surgical interventions were recently revised, and bariatric surgery is now recommended when BMI is  $\geq 35$  kg/m<sup>2</sup> and should be considered for those with a BMI of  $\geq 30$  kg/m<sup>2</sup> in the presence of comorbidities (Eisenberg et al., 2022, 2023). Achieving and sustaining a healthy weight is the primary aim of treating obesity, which in turn is expected to prevent and improve obesity-related complications, including type 2 diabetes, metabolic syndrome, cardiovascular disease, and metabolic dysfunction-associated steatotic liver disease (MASLD), and to positively impact quality of life (Garvey et al., 2016; Kokkorakis et al., 2024b).

The currently available medications for weight reduction either decrease appetite or modify the absorption of calories. The Food and Drug Administration (FDA) has approved six agents for chronic weight management, including orlistat 120 mg three times daily, phentermine-topiramate 15 mg/92 mg daily, naltrexone-bupropion 32 mg/360 mg total daily dose, liraglutide

3.0 mg daily, semaglutide 2.4 mg weekly, and recently tirzepatide 15 mg weekly (Chakhtoura et al., 2023a; Müller et al., 2018; ZEPBOUND, 2023). Even though obesity has been officially recognized as a chronic disease by the American Medical Association since 2013, and the Centers for Disease Control and Prevention reports that the prevalence of adult obesity in the United States is 41.9% (2017-March 2020), it is estimated that only 2% of patients with overweight or obesity in the United States were ever prescribed medications for weight loss (CDC, 2023; Kyle et al., 2016; Semla et al., 2017). This is mainly due to avoiding the discussion of obesity as a medical problem during clinic visits or stigmatization associated with the topic (Kanj & Levine, 2020). Additionally, some anti-obesity medications currently come with potential adverse effects, and several previously FDA-approved anti-obesity agents have been withdrawn due to serious adverse effects (Kanj & Levine, 2020). In addition, the newest potent approved medications are administered as injections, which may constitute a barrier to some patients (Chao et al., 2022). Lastly, a lack of insurance coverage for chronic weight loss agents, along with a scarcity of board-certified obesity medicine physicians or trained specialists, appear to contribute to the under-treatment of obesity (Gomez & Stanford, 2018). While there is an apparent worldwide shortage due to high global demand for injectables and a worldwide underproduction, additional formulations that can satisfy the market/patients' needs are worth receiving increased attention (Bailey et al., 2023). Nonetheless, there is a continuous effort to overcome some of the aforementioned problems, and hence, multiple drugs are currently being developed for medical weight management, with some already in phase 3 clinical trials and others still at earlier stages of development. Not only single agents are being explored, but also combinations, including dual and triple agonists, most likely driven by successful results on

glycemic control in patients with type 2 diabetes or inspired by the gut hormonal changes that occur following bariatric surgery (Ji et al., 2022).

Although several reviews have described the available pharmacotherapy options for chronic weight management, to the best of our knowledge, there is no previous systematic review covering all drugs in the pipeline for managing obesity (Alkhezi et al., 2023; Melson et al., 2024; Ryan, 2021, 2022; Srivastava & Apovian, 2018; Yanovski & Yanovski, 2021). Our primary objective is to describe the emerging pharmacotherapies for the management of adult patients with obesity. Our secondary objectives are to map the main geographic locations and funders of emerging drug trials and to explore the reasons for the withdrawal or suspension of drugs during their development.

## **2. Materials and methods**

This systematic review is registered on PROSPERO (CRD42023428157) (Chakhtoura et al., 2023b).

### **2.1. Eligibility criteria**

We included phase 2 or 3 trials conducted in adult participants ( $\geq 18$  years) with obesity (BMI  $\geq 30$  kg/m<sup>2</sup> or  $\geq 27$  kg/m<sup>2</sup>, or their equivalent cutoffs in Asian populations, with at least one obesity-related comorbidity, in whom there is an indication to treat with drug therapy), investigating a new pharmacologic intervention, compared to placebo or an FDA-approved weight-reducing medication (orlistat, phentermine-topiramate, naltrexone-bupropion, semaglutide, liraglutide, and tirzepatide), with weight or BMI being a primary outcome. Exclusion criteria were pregnant women, children, and adolescents, trials exclusively enrolling patients with certain comorbidities that can potentially affect weight or BMI or can affect the response to weight-reducing medications (i.e., studies exclusively enrolling patients with type 2

diabetes and/or pre-existent cardiovascular disease, patients who had undergone bariatric surgery, patients with psychiatric diseases, polycystic ovary syndrome, or common orthopedic disorders, patients with lipodystrophy, or human immunodeficiency virus, and patients on chronic use of glucocorticoids). Besides, trials were excluded when the intervention was an FDA-approved medication for chronic weight management, surgery, supplements (including herbal), behavioral intervention, diet, or device, as well as trials with BMI/weight as a secondary or tertiary outcome and phase 1 studies.

Although we excluded trials on patients with specific comorbidities, we briefly describe pivotal cardiovascular outcomes trials investigating drugs in the pipeline of obesity pharmacotherapy to highlight the multisystem beneficial effects of future cardiometabolic agents.

## **2.2. Search strategy**

We conducted a thorough systematic search in Medline and Embase from January 1<sup>st</sup>, 2012, to May 16<sup>th</sup>, 2024 (Appendix 1) (CRD42023428157). The search included Medical Subject Headings (MeSh) terms and Keywords relevant to obesity, body mass index, clinical trials, and investigational drugs (Appendix 1). Our search was limited to the period following 2012, in line with the new FDA-issued guidance on obesity pharmacotherapy (Kaul, 2012). We searched ClinicalTrials.gov from January 1<sup>st</sup>, 2012, to May 24<sup>th</sup>, 2024, using the following criteria: interventional phase 2 and phase 3 trials enrolling adults and older adults with obesity (or overweight and at least one cardiometabolic risk factor), without restricting to specific drugs. In addition, we manually screened previous reviews on obesity pharmacotherapy to identify potential studies (Alkhezi et al., 2023; Chakhtoura et al., 2023a; Ryan, 2021, 2022; Srivastava & Apovian, 2018; Yanovski & Yanovski, 2021).

### **2.3. Screening process**

Pairs of two researchers (MK, CR, JAR, MG) reviewed the title and abstract of the retrieved citations from Medline and Embase, in duplicate and independently, using an a priori prepared screening form based on the population, intervention/comparator, and outcome of interest. Similarly, groups of five researchers (MK, CR, JAR, MG, LVV) screened the retrieved clinical trials from ClinicalTrials.gov. We included citations kept by at least one reviewer for the full-text screening. The full-text screening followed the same process. We reported the reasons for exclusion (Appendix 2). In case of discrepancy, the reviewers sought advice from a content expert (MC or CSM). For each step, the reviewers conducted a calibration exercise on a sample of abstracts, full-text articles, and registered trial records until the discrepancy between them fell below 5%; this was done to ensure standardization in the screening process. Group discussions were conducted to resolve disagreements between authors during the screening of articles for inclusion.

### **2.4. Data extraction**

We conducted data extraction in duplicate and independently.

For completed and published studies, we abstracted data on population characteristics (age, gender, BMI), sample size, intervention and comparator (with dose, administration mode, and duration, when applicable), mechanism of action, results on the outcome of interest (weight or BMI), adverse events, name of the pharmaceutical company producing the intervention, and the trial registration number on ClinicalTrials.gov.

For ongoing studies and for completed studies without published results, we abstracted data on population characteristics (age, gender, BMI), sample size, intervention, comparator (with dose, administration mode, and duration, when applicable), mechanism of action, primary

outcomes(s), expected completion date, location, name of the pharmaceutical company producing the intervention, registration number on ClinicalTrials.gov.

## 2.5. Risk of bias assessment

We assessed the risk of bias of the included studies using the Cochrane risk of bias assessment tool 2019, in duplicate and independently (<https://methods.cochrane.org/bias/resources/rob-2-revised-cochrane-risk-bias-tool-randomized-trials>).

## 3. Results

Figure 1 outlines the flow diagram of our systematic review. Our search strategy yielded a total number of 3,187 citations from Medline and Embase, after removing duplicates, and 1,470 records from ClinicalTrials.gov. In total, we included the following: 15 phase 3 trials on 10 drugs, one of which is completed (Table 1), and 14 ongoing trials on nine drugs (Table 2); 38 phase 2 trials on 32 drugs or combinations thereof: 24 completed trials, 16 with available published results (Table 1), 8 without results (Table 3), and 14 ongoing trials (Table 4). We also identified three terminated studies and one suspended study. Figure 2 demonstrates a schematic overview of all anti-obesity drugs (total of 36) under development in phase 2 and phase 3 clinical trials (ongoing and completed). The completed phase 2 and phase 3 trials showed that >50% of enrolled participants were women, except for one trial on retatrutide, where >50% were men. The range of mean age was 34–57 years, and the range of mean baseline BMI was 31–32 kg/m<sup>2</sup> for trials in China and 35–40 kg/m<sup>2</sup> for studies from the USA, Europe, and Australia (Table 1).

### 3.1. Drugs in phase 3 trials

Nine drugs for the management of obesity are currently in phase 3 trials (a total of 14 ongoing trials), and one drug (oral semaglutide) has completed a phase 3 trial with published results (Tables 1 and 2). The ongoing phase 3 trials are on the following drugs (alphabetical order): CagriSema, dapagliflozin, ecnoglutide, mazdutide, orforglipron, retatrutide, sibutramine/topiramate XR, survodutide, and TG103. All these trials are placebo-controlled, except two trials on CagriSema, comparing it to semaglutide or tirzepatide. The main site of action of each pharmacologic agent currently in phase 3 is described in Figure 3. The majority of agents that progressed to phase 3 are acting on glucagon-like peptide 1 (GLP-1) receptors either i) alone as an oral preparation (orforglipron, semaglutide) or subcutaneous preparation (ecnoglutide, TG103) or ii) in combination with other molecules (i.e., GLP-1 receptor agonist (RA) and amylin [CagriSema], dual agonists [GLP-1 and glucagon RAs (mazdutide, survodutide)], or triple agonist [GLP-1, glucose-dependent insulintropic peptide (GIP), and glucagon RA (retatrutide)]). GLP-1 and GIP, via their respective pancreatic islet  $\beta$ -cell receptors, induce the “incretin effect”, enhancing insulin release in response to nutrient/carbohydrate ingestion, with a higher secretion with oral compared to intravenously administered glucose (Nauck et al., 1986a). In healthy individuals, GIP seems to contribute more than GLP-1 to this phenomenon (Gasbjerg et al., 2020). Patients with type 2 diabetes demonstrate an impaired incretin effect, showing a loss of pancreatic  $\beta$ -cell responsiveness to GIP (Nauck et al., 1986b). Patients with obesity have impaired incretin secretion (Højberg et al., 2009). Dapagliflozin is a sodium-glucose cotransporter (SGLT) 2 inhibitor that promotes renal excretion of glucose (Kasichayanula et al., 2014). Sibutramine/Topiramate XR primarily acts centrally on norepinephrine, serotonin, dopamine reuptake inhibition, and  $\gamma$ -aminobutyric acid sub-type A (GABA<sub>A</sub>) receptor stimulation (Halpern et al., 2010; Pearl et al., 2023). Only 29% of all ongoing

phase 3 trials reported lifestyle modifications (i.e., dietary and exercise education) for all participants on ClinicalTrials.gov (Table 2). However, it is possible that lifestyle interventions were not reported on ClinicalTrials.gov despite being part of the trials. Specifically, one randomized controlled trial (RCT) includes a run-in period before randomization to drug therapy initiating lifestyle interventions (physical activity, nutrition counseling, and behavior modification counseling) (NCT06000462). Two ongoing phase 3 RCTs list regular diet and exercise as part of their inclusion criteria (NCT05813795; NCT05997576), and another RCT offers counseling to all participants to make changes to their diet and exercise regularly (NCT06066515).

### **3.1.1. Drug with completed and published phase 3 trial**

#### **Semaglutide (oral)**

Semaglutide, a GLP-1 RA, has been approved for chronic weight management as a subcutaneous injection. GLP-1 is an incretin hormone that is secreted from the L cells of the lower intestine, i.e., the distal ileum and colon. GLP-1 delays gastric emptying. However, this effect seems to be transient (Fig. 3) (Kokkorakis et al., 2023a; van Bloemendaal et al., 2014). Additionally, GLP-1 RAs reduce gastric and small bowel motility through mechanisms dependent on the central nervous system and myenteric neurons in mice, though these effects can be subject to tachyphylaxis (Baggio & Drucker, 2014). GLP-1 activity in the brain activates various circuits associated with stress responses, aversion, anorexia, hypothalamic-pituitary function, neuroinflammation, and neuroprotection (Baggio & Drucker, 2014). Numerous GLP-1 receptor neurons are dispersed throughout at least ten different regions in the central nervous system of mice and rats, including the hypothalamus and hindbrain, which translate pharmacological signals from GLP-1 RAs into the behavioral outcome of reduced food intake



(Baggio & Drucker, 2014). Reflecting these results, selectively targeting GLP-1 receptor neurons in the hypothalamus or hindbrain does not fully diminish the weight-loss effects of GLP-1 RAs in rodents (Baggio & Drucker, 2014). Consequently, other regions like the parietal cortex, dorsal medial nucleus of the hypothalamus, arcuate nucleus, and the nucleus of the solitary tract are also involved (Fig. 2, Fig. 3) (Baggio & Drucker, 2014).

In the OASIS 1 phase 3 RCT, 667 participants (mean age 49 years, mean BMI 37.5 kg/m<sup>2</sup>) were randomly assigned to once daily oral semaglutide 50 mg (n=334) or placebo (n=333) (Table 1) (Knop et al., 2023; NCT05035095). From baseline to week 68, the estimated mean body weight change was -15.1% (standard error [SE] 0.5) with oral semaglutide 50 mg versus -2.4% (SE 0.5) with placebo (Fig. 4) (coprimary endpoint; estimated treatment difference -12.7%, 95% confidence interval [CI] -14.2 to -11.3, p<0.0001) (Knop et al., 2023). With oral semaglutide 50 mg once daily, compared to placebo, at week 68, more participants reached body weight reductions of ≥5% (odds ratio [OR] 12.6, 95% CI 8.5–18.7), 10% (OR 14.7, 95% CI 9.6–22.6), 15% (OR 17.9, 95% CI 10.4–30.7), and 20% (OR 18.5, 95% CI 8.8–38.9) (Knop et al., 2023). Adverse events occurred in 307 (92%) of 334 participants on oral semaglutide 50 mg and 285 (86%) of 333 participants on placebo. The most common adverse events were related to the gastrointestinal tract (including nausea, constipation, diarrhea, and vomiting) and were more common with semaglutide. Additionally, altered skin sensation was experienced by 13% of subjects receiving oral semaglutide 50 mg, and only 1% of participants on placebo (Appendix 3) (Knop et al., 2023). Coronavirus Disease 2019 (COVID-19) infection occurred in one-third of participants in both arms (Appendix 3) (Knop et al., 2023).

### 3.1.2. Drugs currently investigated in phase 3 trials

#### GLP-1 RAs

We identified three GLP-1 RAs that are now being investigated in phase 3 trials: orforglipron, ecnoglutide, and TG103 (Table 2).

#### Orforglipron

Orforglipron, also known as LY3502970, is a potent oral non-peptide partial GLP-1 RA with a more pronounced impact on cyclic adenosine monophosphate signaling compared to its influence on  $\beta$ -arrestin recruitment, potentially leading to reduced receptor desensitization when compared to complete GLP-1 RA agonists (Fig. 2, Fig. 3) (Pratt et al., 2023). The mean half-life of orforglipron ranges from 28.7 to 49.3 h across all doses (Pratt et al., 2023). Orforglipron is administered as a once daily oral agent (Pratt et al., 2023). Since it is a small molecule, it does not have specific requirements for administration, simplifying its use, as it can be taken without food or water restrictions (Pratt et al., 2023).

In a multicenter phase 2 trial, 272 participants (mean age 54.2 years, mean BMI 37.9 kg/m<sup>2</sup>) were randomly assigned to one of four doses of oral orforglipron (12, 24, 36, or 45 mg) once daily or placebo, for 36 weeks (Wharton et al., 2023). At 26 weeks, the mean percentage change from baseline in body weight was -8.6 (95% CI -10.2 to -6.9), -11.2 (95% CI -12.8 to -9.6), -12.3 (95% CI -13.8 to -10.7), and -12.6 (95% CI -14.1 to -11.1) with the following daily doses, respectively, 12 mg, 24 mg, 36 mg, and 45 mg, compared to -2.0 (95% CI -3.6 to -0.4) with placebo (Wharton et al., 2023). At 36 weeks, the mean percentage change from baseline in body weight ranged from -9.4 (95% CI -11.5 to -7.4) to -14.7 (95% CI -16.5 to -12.8) with orforglipron and was -2.3 (95% CI -4.3 to -0.4) with placebo (Wharton et al., 2023), with a trend for a smaller effect with the lowest dose of 12 mg compared to the three other doses (Table 1,

Fig. 4). The most commonly described adverse events with orforglipron were gastrointestinal events, which occurred more frequently than with placebo, but were mild to moderate in severity, and occurred primarily during dose escalation; discontinuation rate due to adverse events was reported in 10–17% of participants (Wharton et al., 2023). The safety profile of orforglipron was consistent with other GLP-1 RAs (Appendix 3) (Wharton et al., 2023).

Currently, an ongoing phase 3 trial of orforglipron (ATTAIN-1), plans to recruit 3,000 participants with obesity or overweight (along with at least one treated or untreated weight-related comorbidity) from the United States, Europe, and Asia, who will be receiving undisclosed oral doses of the drug or placebo for 72 weeks and is expected to be completed in September 2027 (Table 2) (NCT05869903). ATTAIN-1 aims to investigate the mean percent change from baseline in body weight to week 72 as a primary outcome (NCT05869903). Another ongoing phase 3 trial (ATTAIN-J) administers undisclosed doses of oral orforglipron, (NCT05931380), targeting exclusively Japanese individuals, and aims to include 236 participants with a BMI of 27–35 kg/m<sup>2</sup> and at least two obesity-related comorbidities (treated or untreated) or a BMI  $\geq$ 35 kg/m<sup>2</sup> and at least one obesity-related comorbidity (treated or untreated) (Table 2). In this RCT, participants must have reported at least one unsuccessful dietary effort to lose body weight (NCT05931380). ATTAIN-J aims to investigate as primary outcomes the mean percent change in body weight and percentage of participants achieving  $\geq$ 5% body weight loss from baseline to week 72 (NCT05931380).

### **Ecnoglutide**

Ecnoglutide, also known as XW003, is an engineered GLP-1 analog, administered as a weekly subcutaneous injection, that is currently under investigation (Fig. 2) (Guo et al., 2023). The phase 2 trial enrolled 206 participants from Australia and compared 3 doses of 1.2 mg, 1.8,

and 2.4 mg weekly to liraglutide 3 mg daily for 26 weeks (Table 3) (NCT05111912). The trial was completed in 2022, but the results have not yet been published. Ecnoglutide is currently in a phase 3 RCT aiming to include 664 Chinese individuals with a BMI  $>24$  kg/m<sup>2</sup> and  $<28$  kg/m<sup>2</sup> with at least one comorbidity, expected to be completed in January 2025 (Table 2) (NCT05813795). This trial will investigate the percent change in body weight as well as the percentage of patients with  $\geq 5\%$  weight reduction as primary outcomes (Table 2) (NCT05813795).

### **TG103**

TG103 is a novel GLP-1/Fc fusion protein, similar to the GLP-1 RA dulaglutide, administered as a weekly subcutaneous injection (Fig. 2). The phase 2 trial is currently marked as ongoing on ClinicalTrials.gov in China, comparing 2 doses of TG103 15 mg and 22.5 mg subcutaneously weekly, to placebo on 195 participants with overweight or obesity (Table 4) (NCT05299697). The phase 3 trial is also currently ongoing in China, administering TG103 7.5 mg increasing to 22.5 mg subcutaneously once weekly, compared to placebo, for 40 weeks in adult participants with obesity or overweight (accompanied by one cardiometabolic comorbidity), expected to be completed in April 2025 (Table 2) (NCT05997576). This trial investigates the relative change in body weight as well as the percentage of patients with  $\geq 5\%$  weight reduction as primary outcomes (Table 2) (NCT05997576).

### **GLP-1 RA and amylin analog**

#### **CagriSema**

CagriSema refers to the co-administration of cagrilintide, a long-acting amylin analog with a half-life of 168–192 h that reduces food intake and body weight in a dose-dependent manner, and semaglutide, a GLP-1 RA with a half-life of 145–165 h (Fig. 2, Fig. 3). Amylin, a

hormone produced by pancreatic  $\beta$  cells, is released alongside insulin after food intake. This hormone plays a role in signaling feelings of fullness, impacting both the body's energy balance mechanisms and pleasure-related brain regions centrally, while peripherally, it delays gastric emptying and reduces the glucagon response after meals (Boyle et al., 2018; Zakariassen et al., 2020). Amylin's influence on appetite and satiety occurs in specific brain regions, particularly the area postrema and nucleus of the solitary tract in the hindbrain (Fig. 3). Additionally, it is believed that amylin affects food choices through receptors present in the hypothalamus, ventral tegmental area, and latero-dorsal tegmental nucleus (Boyle et al., 2018). Evidence shows that the combination CagriSema appears to have a synergistic effect compared to cagrilintide monotherapy and/or semaglutide monotherapy. In a phase 1b trial, cagrilintide, at various doses, was compared to placebo, while all the trial participants received semaglutide (Enebo et al., 2021). There was a significant difference in weight loss of 6-7% in the arms receiving cagrilintide at doses of 1.2, 2.4, and 4.5 mg, with concomitant semaglutide, compared to semaglutide alone (Enebo et al., 2021). A multicenter phase 2 RCT (NCT04982575) in patients with type 2 diabetes mellitus showed that treatment with CagriSema resulted in significantly greater weight loss of 15.6% compared to 8.1% with cagrilintide alone ( $p < 0.0001$ ) and 5.1% with semaglutide alone ( $p < 0.0001$ ) at 32 weeks (Frias et al., 2023). In the same RCT, CagriSema treatment resulted in a 2.2 percentage point reduction in HbA1c, which was greater than the 0.9 percentage point reduction with cagrilintide alone ( $p < 0.0001$ ) but not significantly different from the 1.8 percentage point reduction with semaglutide alone ( $p = 0.075$ ) (Frias et al., 2023). However, CagriSema showed a greater improvement in other glycemic parameters, such as fasting plasma glucose (-3.3 mmol/L) compared to cagrilintide (-1.7 mmol/L), and time in the target glucose range of 3.9–10 mmol/L (88.9% vs 71.7% for cagrilintide) (Frias et al., 2023).

These potential synergistic effects of CagriSema on weight loss and glycemic control suggest that the combination of cagrilintide and semaglutide may have complementary mechanisms of action compared to the individual components.

We identified four ongoing phase 3 trials on CagriSema (Table 2). The REDEFINE 1 trial enrolls 3,400 participants with overweight or obesity ( $\text{BMI} \geq 30 \text{ kg/m}^2$  or  $\geq 27 \text{ kg/m}^2$  with comorbidities) from United States or Europe, who will receive once weekly subcutaneous CagriSema 2.4 mg/2.4 mg (cagrilintide 2.4 mg, semaglutide 2.4 mg), or cagrilintide 2.4 mg alone, or semaglutide 2.4 mg or a matched placebo for 68 weeks, and is expected to be completed in October 2026 (Table 2) (NCT05567796). The primary outcomes of this trial are the relative change in body weight and the proportion of participants achieving  $\geq 5\%$  weight reduction from baseline to week 68 (NCT05567796). Two other similar trials are currently ongoing and investigate the effect of CagriSema 2.4 mg/2.4 mg compared to placebo/semaglutide 2.4 mg in adults with overweight or obesity in an Asian population, China ( $n=300$ ) or Japan/Taiwan ( $n=330$ ), expected completion in 2025 (Table 2) (NCT05813925; NCT05996848). One ongoing trial compares CagriSema to tirzepatide in adults with obesity from the United States over 72 weeks and investigates the percent change in body weight as a primary outcome, also expected to be completed in 2025 (Table 2) (NCT06131437).

Another phase 3 RCT (REDEFINE 3; (NCT05669755)) is currently ongoing with the aim to recruit 7,000 participants and investigate the effects of CagriSema 2.4 mg/2.4 mg on cardiovascular events (i.e., cardiovascular death, non-fatal myocardial infarction, and non-fatal stroke).

### **GLP-1 and glucagon RAs**

We identified two dual GLP-1 and glucagon RAs currently undergoing phase 3 trials: mazdutide and survodutide. These molecules mimic, albeit with different glucagon receptor and GLP-1 receptor activity balance, the action of oxyntomodulin (OXM), an anorectic gut proglucagon-derived peptide co-secreted with peptide YY, that serves as a dual agonist for both glucagon receptor and GLP-1 receptor (Table 2) (Holst et al., 2018; Klein et al., 2024). OXM activates the glucagon receptor and GLP-1 receptor and promotes weight loss through elevated energy expenditure and decreased energy intake in humans (Wynne et al., 2006; Wynne et al., 2005). Glucagon is a peptide hormone secreted from the alpha cells of the pancreatic islets of Langerhans (Rix et al., 2000). Glucagon release is stimulated by hypoglycemia, amino acids, and GIP, whereas hyperglycemia and GLP-1, as well as other factors such as somatostatin, insulin, zinc, and potentially amylin, inhibit glucagon release (Rix et al., 2000). Glucagon regulates plasma glucose concentrations during fasting, exercise, and hypoglycemia through an increased hepatic glucose output to the circulation (Rix et al., 2000). Specifically, glucagon promotes glycogenolysis, stimulates gluconeogenesis, and inhibits glucose glycolysis and glycogenesis (Rix et al., 2000). The role of the glucagon-glucagon receptor axis has been extensively studied in maintaining euglycemia in response to an overnight fast (Conceição-Furber et al., 2022). Besides, small-scale studies support the ability of glucagon receptor activation to increase metabolic rate in both fed and fasted conditions, making the glucagon-glucagon receptor axis an attractive therapeutic approach to combine with anti-obesity medications that work by reducing caloric intake (Nair, 1987; Salem et al., 2016; Stahel et al., 2019; Tan et al., 2013). In the liver, glucose metabolism is mainly regulated by, among other hormones, insulin and glucagon, as well as by substrate availability (Scoditti et al., 2024). Consequently, hepatic glucagon resistance is expected to have an important role in the pathophysiology of metabolic dysfunction-associated

steatohepatitis (MASH) (Suppli et al., 2016), and therefore, glucagon receptor agonism may exert direct hepatic benefits, independent of weight reduction, which are additive to incretin therapy (Brouwers et al., 2024). In preclinical studies, cotadutide, a GLP-1/glucagon receptor co-agonist, reduced liver fat, de novo lipogenesis, and induced MASH resolution (Boland et al., 2020). In a phase 2a trial investigating the efficacy and safety of the GLP-1/glucagon receptor co-agonist efinopegdutide in patients with non-alcoholic fatty liver disease, glucagon receptor agonism appeared to potentially reduce liver fat content by acting on the liver directly to stimulate fatty acid oxidation and reduce lipogenesis (Romero-Gómez et al., 2023). Further evidence from experimental physiological studies suggests that GLP-1 and glucagon exhibit a dose-dependent synergistic effect, resulting in a greater reduction in food intake and an increase in resting energy expenditure than when each hormone is administered individually (Hope et al., 2021). Furthermore, this combination allows the use of lower doses of individual hormones, therefore widening the therapeutic window and avoiding toxicity. So far, GLP-1 and glucagon RAs have overall demonstrated favorable cardio-metabolic outcomes by achieving a significant weight loss and reduction in HbA1c lipid parameters (Hope et al., 2021; Ji et al., 2022; Melson et al., 2024). However, current evidence is limited regarding the potential drawbacks of combining glucagon with GLP-1, which has a glucagonostatic action accounting for 50% of its blood glucose lowering ability, which may lead to opposing effects on blood glucose levels (Finan et al., 2015; Hare, 2010). Additionally, activation of the glucagon receptor leads to the direct degradation of proteins and amino acids, resulting in the loss of lean mass, which significantly impacts muscle strength, as demonstrated in preclinical models (Hope et al., 2022; Hope et al., 2021). Clinical research on GLP-1/glucagon receptor co-agonists also reveals clear decreases in amino acid levels (Parker et al., 2020; Simonsen et al., 2022).



## Mazdutide

Mazdutide, also known as IBI362 or LY3305677, is a synthetic dual agonist peptide hormone, analog of mammalian OXM, with a fatty-acyl group to extend its half-life. After  $T_{\max}$  (the time at which the maximum concentration is observed), mazdutide concentrations declined gradually in the span of several weeks with a half-life ranging from 150.9 h to 403.5 h (Ji et al., 2021), and it is administered as a subcutaneous once weekly injection (Fig. 2, Fig. 3).

There is one ongoing phase 2 trial in the United States, enrolling 165 participants with overweight and at least one comorbidity or obesity comparing percentage weight loss of mazdutide at different doses with placebo with expected completion in May 2025 (NCT06124807). Another phase 2 trial of mazdutide in 248 participants was completed in January 2024, and its results have been published showing mean percentage changes from baseline to week 24 in body weight of -6.7% (SE 0.7) with mazdutide 3 mg, -10.4% (SE 0.7) with 4.5 mg, -11.3% (SE 0.7) with 6 mg and 1.0% (SE 0.7) with placebo (NCT04904913) (Ji et al., 2023) (Table 4). Initial data was published through a press release for a phase 2 trial of mazdutide 9 mg versus placebo for 24 weeks in 80 participants, showing a treatment difference of the mean percent change in body weight from baseline of -15.4% (95% CI: -18.8 to -11.9%) with mazdutide compared to placebo (<https://www.prnewswire.com/news-releases/innovant-announces-phase-2-clinical-study-of-higher-dose-9-mg-mazdutide-ibi362-in-chinese-adults-with-obesity-achieved-the-24-week-primary-endpoint-301821038.html>).

Currently, two ongoing phase 3 trials in China assess the weight-lowering effect of mazdutide in individuals with obesity or overweight (Table 2) (NCT05607680; NCT06164873). In one trial, 600 participants with overweight and obesity (BMI  $\geq 28$  kg/m<sup>2</sup>, or  $\geq 24$  kg/m<sup>2</sup> and at least one concomitant cardiometabolic comorbidity) will receive a weekly subcutaneous dose of 2 mg for four weeks and thereafter 4 mg for 44 weeks or 2 mg for four weeks, followed by 4 mg

for four weeks, followed by 6 mg for 40 weeks (NCT05607680). This RCT examines the relative change in body weight and the achievement of  $\geq 5\%$  weight loss as primary outcomes, expected to be completed in April 2024 (NCT05607680). Another similar ongoing trial targets 450 participants with a BMI  $\geq 30$  kg/m<sup>2</sup> with at least one unsuccessful dietary effort to lose weight and investigates the percentage change in body weight and the proportion of participants who lose  $\geq 5\%$  of their baseline weight, expected to be completed in September 2025 (NCT06164873).

### **Survodutide**

Survodutide, also known as BI 456906, is another glucagon/GLP-1 receptor dual RA with a half-life of  $\geq 100$  h in humans (Fig. 2, Fig. 3).

A phase 2 trial on survodutide (four doses of 0.6, 2.4, 3.6, and 4.8 mg) (NCT04667377) compared to placebo in 387 adults with BMI  $\geq 27$  kg/m<sup>2</sup> and showed mean (95% CI) changes in body weight from baseline to week 46 of -6.2% (-8.3 to -4.1; with the 0.6 mg); -12.5% (-14.5 to -10.5; with the 2.4 mg); -13.2% (-15.3 to -11.2; with the 3.6 mg); -14.9% (-16.9 to -13.0; with the 4.8 mg); -2.8% (-4.9 to -0.7; with placebo) (le Roux et al., 2024) (Table 3). A phase 3 RCT was recently launched, aiming to enroll 600 individuals with overweight or obesity, expected to be completed in January 2026 (Fig. 2) (Table 2) (NCT06066515). The intervention arms consist of survodutide 3.6 or 6 mg once weekly as subcutaneous injections or placebo injections for 76 weeks (Table 2) (NCT06066515). As primary outcomes, this trial investigates the relative change in body weight as well as the achievement of  $\geq 5\%$  weight loss (Table 2) (NCT06066515).

Survodutide has also completed a phase 2 trial, evaluating the percentage of patients with histological improvement of MASH, and received an FDA Fast Track Designation 2021,

followed by the EMA granting access for survodutide to the Priority Medicine (PRIME) Scheme for MASH with fibrosis (F1-F3) in November 2023 (NCT04771273) (<https://www.boehringer-ingelheim.com/human-health/metabolic-diseases/survodutide-top-line-results-mash-fibrosis>).

Another ongoing phase 3 RCT of survodutide “SYNCHRONIZE-CVOT” is investigating the effects of survodutide effects on cardiovascular death, non-fatal stroke, non-fatal myocardial infarction, ischemia related coronary revascularization, or heart failure events, in participants with obesity and established cardiovascular or kidney disease, expected to be completed in April 2026 (NCT06077864).

## **GLP-1, GIP, and glucagon RAs**

### **Retatrutide**

Although both GLP-1 and GIP enhance the release of insulin and reduce glucagon secretion, they possess distinct additional functions; GLP-1 and glucagon effects have been described in sections 3.1.1. and 3.1.2. above. GIP is an incretin hormone involved in nutrient and energy metabolism (Fisman & Tenenbaum, 2021), secreted from K cells of the upper intestine, i.e., the duodenum and jejunum, when food is ingested (Fig. 2). Regarding its central mode of action, a limited amount of evidence supports that GIP receptors are expressed throughout the brain, mainly in areas involved in energy balance regulation (i.e., hypothalamus), and GIP is believed to be capable of crossing the blood-brain barrier (Fig. 3) (Samms et al., 2020). GIP has also anti-emetic effects, reducing GLP-1-induced nausea (Hayes et al., 2021). Peripherally, GIP receptor expression is detected in cultured human adipocyte-like cells ex vivo and beyond the pancreas (Fig. 3) (Hammoud & Drucker, 2023). Activating both GLP-1 and GIP receptors leverages their distinct yet synergistic actions: GLP-1 enhances insulin release and reduces appetite, while GIP improves lipid handling and white adipose tissue function (Samms et al.,

2020). GIP receptor activation in white adipose tissue aids in lipid storage and reduces lipid spillover, contributing to better metabolic control (DeFronzo, 2010; Rudovich et al., 2007). Additionally, GIP may enhance GLP-1's effectiveness by either decreasing its nausea-inducing side effects and/or expanding its access to appetite-regulating neuronal populations, e.g., in the mediobasal hypothalamus, potentially reducing caloric intake and mitigating nausea associated with GLP-1 RAs (Samms et al., 2020). Clinical evidence shows that this dual agonism approach provides superior glucose-lowering and weight-reducing effects compared to GLP-1 RAs alone, as exemplified by tirzepatide – the first dual GIP and GLP-1 RA approved for chronic weight management and type 2 diabetes (Jastreboff et al., 2022). Given the benefits of the GIP and GLP-1 co-agonism and GLP-1 and glucagon co-agonism, a triple agonist has the potential to provide a superior therapeutic approach with improved glycemic control and higher weight loss compared to single or dual RAs (Coskun et al., 2022; Rizvi & Rizzo, 2022). So far, in preclinical models, the combination of all these three receptor activities reversed diet-induced obesity and prevented diabetes progression in rodent models to a greater extent than reciprocal co-agonism at the individual receptors (Finan et al., 2015). In this study, triple co-agonism exceeded dual incretin co-agonism, i.e., GLP-1/GIP, regarding improvements in body weight and composition, an effect partially attributed to the addition of glucagon pharmacology and its subsequent potential contribution to enhancing energy expenditure and hepatic lipid metabolism (Finan et al., 2015). Additionally, it was observed in diabetic *db/db* mice that the GLP-1 and GIP counterbalanced the potential diabetogenic effect of excessive glucagon receptor agonism, which appeared more fragile when relying solely on GLP-1 to counteract glucagon action (Finan et al., 2015).

Retatrutide, also known as LY3437943, is a triple agonist of GLP-1, GIP, and glucagon receptors with a half-life of approximately six days, allowing its subcutaneous weekly administration. Retatrutide in humans is more potent at the GIP receptors and less potent at the glucagon and GLP-1 receptors (Fig. 2, Fig. 3) (Coskun et al., 2022; Jastreboff et al., 2023). In a multicenter phase 2 trial, 338 participants (mean age 48.2 years, mean BMI 37.3 kg/m<sup>2</sup>) were randomly assigned to subcutaneous retatrutide at a dose of 1 mg, 4 mg with an initial dose (ID) of 2 mg, 4 mg with an ID of 4 mg, 8 mg with an ID of 2 mg, 8 mg with an ID of 4 mg, or 12 mg with an ID of 2 mg, or to placebo for 48 weeks (Jastreboff et al., 2023). At 48 weeks, the least-squares mean percentage change from baseline in body weight was -8.7 (95% CI -10.5 to -6.8) in the 1 mg group, -16.3 (95% CI -19.4 to -13.2) in the 4 mg with an ID of 2 mg group, -17.8 (95% CI -20.8 to -14.8) in the 4 mg with an ID of 4 mg group, -21.7 (95% CI -24.5 to -19.0) in the 8 mg with an ID of 2 mg group, -23.9 (95% CI -26.8 to -20.9) in the 8 mg with an ID of 4 mg group, -24.2 (95% CI -26.6 to -21.8) in the 12 mg with an ID of 2 mg group as compared with -2.1 (95% CI -3.5 to -0.7) in the placebo group. Therefore, the response was dose-dependent; weight loss was the same regardless of the start-up dose, and the 8 mg and 12 mg doses overlapped in terms of efficacy (Jastreboff et al., 2023) (Table 1, Fig. 4). Prespecified analyses of this study revealed that participants with a BMI of  $\geq 35$  kg/m<sup>2</sup> experienced greater percentage reductions in weight with retatrutide compared to those with a BMI  $< 35$  kg/m<sup>2</sup>, and female participants experienced greater reductions than male participants (Jastreboff et al., 2023). The study drug discontinuation due to adverse events occurred in 6–16% of the individuals receiving retatrutide, while none of the participants receiving placebo discontinued the treatment. The most commonly described adverse events in the retatrutide groups were gastrointestinal; these were

dose-related, mostly mild to moderate in severity, and partially mitigated with a lower starting dose (2 mg vs 4 mg) (Jastreboff et al., 2023) (Appendix 3).

We identified one ongoing phase 3 trial on retatrutide (Table 2). TRIUMPH-1 aims to include 2,100 participants with obesity or overweight (plus at least one weight-related comorbidity), who will receive undisclosed doses of retatrutide or placebo subcutaneously once weekly for approximately 89 weeks (NCT05929066). The trial is expected to be completed in May 2026 (Table 2). This study's primary outcome is the percentage change from baseline in body weight (NCT05929066). Another phase 3 RCT on retatrutide (TRIUMPH-3; (NCT05882045)) is currently ongoing to investigate the percent change from baseline in body weight as a primary outcome in individuals with obesity and established cardiovascular disease (i.e., prior myocardial infarction, prior ischemic or hemorrhagic stroke, or symptomatic peripheral arterial disease) and is expected to be completed in February 2026.

### **SGLT-2 inhibitor**

Dapagliflozin is an SGLT-2 inhibitor with a mean plasma half-life of approximately 12.9 h (after a single oral dose of 10 mg) and is approved for the treatment of type 2 diabetes and, more recently, chronic kidney disease and heart failure (Lv et al., 2023). SGLT-2 inhibitors in the kidney involve the inhibition of the coupled reabsorption of sodium and glucose from the proximal tubules, leading to increased renal excretion of glucose and sodium (Kasichayanula et al., 2014). Besides, it has been postulated that dapagliflozin can reduce body weight by calorie loss through glycosuria and by reducing subcutaneous and visceral abdominal adipose tissue (Pereira & Eriksson, 2019; Zheng et al., 2021).

Currently, dapagliflozin is undergoing an ongoing phase 3 RCT estimated to enroll 150 adults from Oman with a BMI  $>30$  kg/m<sup>2</sup> and  $<35$  kg/m<sup>2</sup>, with a stable body weight, who will

receive dapagliflozin 10 mg orally once daily, metformin 1000 mg or placebo, and is expected to be completed in December 2025 (Table 2) (NCT06000462). This trial investigates the percentage of patients with  $\geq 5\%$  weight reduction as a primary outcome (Table 2) (NCT06000462).

### **Norepinephrine, serotonin, and dopamine reuptake inhibition & GABA<sub>A</sub> receptor stimulation**

#### **Sibutramine/Topiramate XR**

Sibutramine is a serotonin-noradrenaline reuptake inhibitor with a half-life of approximately one hour that has been used to achieve short- and long-term modest weight loss. Sibutramine was initially approved in 1997 by the FDA at daily doses of 5, 10, and 15 mg but was withdrawn from the market in the United States and most other countries in 2010 due to increased risk of cardiovascular events ("Sibutramine," 2012). Even though sibutramine is banned in the United States and most other countries, in October 2011, the National Health Surveillance Agency in Brazil reassessed and approved the continued use of sibutramine as an anti-obesity drug, mentioning that its benefit was greater than the risk, provided that it is prescribed for the appropriate patient profile (<https://www.gov.br/anvisa/pt-br/assuntos/noticias-anvisa/2018/sibutramina-e-remedios-para-emagrecer-entenda>). Peripherally, sibutramine stimulates  $\beta_3$ -adrenergic receptors to promote satiety; however, it also raises systolic and diastolic blood pressure as well as heart rate (Araújo & Martel, 2012).

Topiramate XR, an extended-release formulation of topiramate with a half-life of 55.7 h under fasting conditions and 72.5 h in the fed state, is a weak inhibitor of carbonic anhydrase. It is an FDA-approved treatment for epilepsy and the prevention of migraines (Butsch, 2015; Chung, 2015). Although the exact mechanism for its weight loss effect remains unclear, it may be associated with a decrease in compulsive or addictive food cravings by blocking  $\alpha$ -amino-3-

hydroxy-5-methyl-4-isoxazolepropionic acid receptors and kainate receptors, reduced lipogenesis, alteration of food taste through inhibition of carbonic anhydrase isoenzymes, and possibly by enhancing energy expenditure through the activation of  $\gamma$ -aminobutyric acid receptors (Verrotti et al., 2011).

An ongoing phase 3 RCT, named “UNLIMITED”, is currently taking place in Brazil, aiming to recruit 1855 participants with a BMI  $\geq 27$  kg/m<sup>2</sup> and  $< 45$  kg/m<sup>2</sup> (individuals with a BMI  $\geq 27$  kg/m<sup>2</sup> and  $< 30$  kg/m<sup>2</sup> must have at least one concomitant weight-related comorbidity) who will receive for 58 weeks once daily capsules of sibutramine IR 15 mg with topiramate XR 75 mg, or sibutramine IR 15 mg with topiramate XR 100 mg, or only sibutramine 15 mg, or placebo (Table 2) (Fig. 2, Fig. 3) (NCT05209984). As a primary outcome, this study aims to investigate the difference in mean percent body weight loss between study arms (NCT05209984). UNLIMITED is expected to be completed in May 2027 (NCT05209984).

### **3.2. Drugs in phase 2 trials**

#### **3.2.1. Drugs with completed and published phase 2 trials**

We identified 16 trials exploring different drugs (Table 1). Four drugs (orforglipron [oral GLP-1 RA], retatrutide [GLP-1, GIP, and glucagon RA], mazdutide and survodutide [GLP-1 and glucagon RAs]) have progressed to phase 3 and have been described in Section 3.1. above. The remaining drugs are described in detail below (Fig. 2). Nine of the included phase 2 trials described recommendations for lifestyle changes to all participants, which include, yet are not limited to, dietary and physical education.



## **Amylin analog**

### **Cagrilintide**

Cagrilintide is a long-acting amylin analog with a half-life of 168–192 h that reduces food intake and body weight, as mentioned above in the phase 3 trials section, in combination with semaglutide. In a multicenter phase 2 trial, 706 participants (mean age 52.3 years, mean BMI 37.8 kg/m<sup>2</sup>) were randomized to subcutaneous injections of once-weekly cagrilintide (0.3, 0.6, 1.2, 2.4, or 4.5 mg), once daily liraglutide 3.0 mg, or placebo for 26 weeks (Lau et al., 2021). At the end of the study, the mean percentage weight reductions from baseline were greater with all doses of cagrilintide (0.3–4.5 mg, -6.0 to -10.8%) versus placebo (-3.0%; estimated treatment difference range 3.0–7.8%;  $p < 0.001$ ) (Fig. 4) (Lau et al., 2021). Weight reductions were also greater with cagrilintide 4.5 mg versus liraglutide 3.0 mg (-10.8% vs -9.0%; estimated treatment difference 1.8%,  $p = 0.03$ ) (Lau et al., 2021). The most frequently reported adverse events with cagrilintide 0.3–4.5 mg were gastrointestinal disorders, that were more common than in the placebo arm (41–63% vs 32%), primarily nausea (20–47% vs 18%) (Appendix 3) (Lau et al., 2021).

### **GLP-1 RAs**

In addition to orforglipron, described in Section 3.1., we identified efpeglenatide, a long-acting GLP-1 RA administered once weekly subcutaneously, and noigliutide, a GLP-1 RA administered once daily subcutaneously. In a multicenter phase 2 trial, 295 participants (mean age 43.4 years, mean BMI 35.4 kg/m<sup>2</sup>) were randomized to efpeglenatide (4 mg once weekly, 6 mg once weekly, 6 mg once every two weeks, or 8 mg once every two weeks) or placebo for 20 weeks (Pratley et al., 2019). At the end of the study, the least square mean percentage change from baseline in body weight with placebo was 0.1 (SE 0.6). All doses of efpeglenatide

significantly reduced body weight compared to placebo, with the least squares mean changes from baseline being -6.8% (95.1% CI -8.4 to -5.1) for 4 mg once weekly, -7.4% (95.1% CI -9.1 to -5.7) for 6 mg once weekly, -6.7% (95.1% CI -8.4 to -5.1) for 6 mg once every two weeks, and -7.5% (95.1% CI -9.2 to -5.8) for 8 mg once every two weeks ( $p < 0.0001$  for all doses compared to placebo) (Fig. 4) (Pratley et al., 2019). Additionally, efpeglenatide was associated with significantly improved glycemic variables and lipid profiles versus placebo (Pratley et al., 2019). The most frequently reported side effects were gastrointestinal side effects, which occurred in 64.4–83.1% of participants in the efpeglenatide groups and 46.7% of participants in the placebo group (Pratley et al., 2019). We did not identify any ongoing study of efpeglenatide in individuals with obesity. In another multicenter phase 2 trial, participants were randomized to noigliptide 0.12 mg, 0.24 mg, 0.36 mg, and placebo for 24 weeks (Li et al., 2024). At the end of the study, the least square mean percentage change in weight from baseline was -3.97 (95% CI -5.39 to -2.56) with placebo, -9.80 (95% CI -11.18 to -8.43) with noigliptide 0.12 mg, -9.01 (95% CI -10.40 to -7.62) with noigliptide 0.24 mg, -9.39 (95% CI -10.80 to -7.97) with noigliptide 0.36 mg, all  $p$ -values  $< 0.0001$  (Li et al., 2024). Gastrointestinal adverse events, such as nausea, diarrhea, and vomiting, were more common in all noigliptide groups (15.4–30.2%, 18.8–22.2%, 15.6–18.5%) than in the placebo group (8.1%, 6.5%, 0%) (Appendix 3).

### **GLP-1 and glucagon RAs**

We identified two GLP-1/glucagon RAs. Survodutide, which has advanced to phase 3, as described above in section 3.1., and efinopegdutide, also known as JNJ-64565111.

Efinopegdutide is a dual agonist of GLP-1 and glucagon receptors. In a multicenter phase 2 trial, 474 participants (mean age 46.3 years, mean BMI 40.5 kg/m<sup>2</sup>) were randomized to efinopegdutide (5.0, 7.4, or 10.0 mg, each with no dose escalation, weekly subcutaneous

administration) or open-label subcutaneous liraglutide 3.0 mg, or placebo for 26 weeks (Alba et al., 2021). At the end of the study, all 3 doses of efinopegdutide significantly reduced body weight from baseline in a dose-dependent manner compared with placebo ( $p < 0.001$ ) (Alba et al., 2021). The least square mean percentage change from baseline in body weight was -1.8 (SE 0.7) with placebo, -8.5 (SE 0.8) with 5 mg efinopegdutide, -9.8 (SE 0.6) with 7.4 mg efinopegdutide, -11.8 (SE 0.6) with 10 mg efinopegdutide, -7.5 (SE 0.5) with liraglutide 3 mg (Fig. 4) (Alba et al., 2021). All doses of efinopegdutide exhibited greater weight loss compared to liraglutide 3 mg, this difference was statistically significant for the 7.4 mg and the 10 mg doses only. The most frequently described adverse events with efinopegdutide were gastrointestinal, ranging from 71.2% up to 83.9% at higher doses compared to 28.3% with placebo and 59.7% with liraglutide (Alba et al., 2021). We did not identify on [clinicaltrials.gov](https://clinicaltrials.gov) any ongoing phase 3 trial on efinopegdutide for obesity treatment. For now, significant ongoing research and investment remain on MASH as the primary outcome rather than weight loss.

### **SGLT-2 inhibitors**

We identified three completed trials on SGLT-2 inhibitors (canagliflozin and licogliflozin) (Fig 2.).

Canagliflozin is FDA-approved for the treatment of type 2 diabetes at doses of 100 to 300 mg once daily. In a phase 2 trial from the United States and Puerto Rico, 376 participants (mean age 44.8 years, mean BMI 37.0 kg/m<sup>2</sup>) were randomized to oral canagliflozin 50, 100, and 300 mg daily or placebo for 12 weeks (Bays et al., 2014). At the end of the study, the mean change in weight (kg) was -1.1 (standard deviation [SD] 2.5) with placebo (Table 1). Subjects in the canagliflozin 50, 100, and 300 mg and placebo groups experienced percent body weight least squares mean changes of -2.2, -2.9, -2.7, and -1.3, respectively, with placebo-subtracted percent

values of -0.9 ( $p=0.031$ ), -1.6 ( $p<0.001$ ), and -1.4 ( $p<0.001$ ) (Fig. 4) (Bays et al., 2014). Overall adverse event rates were similar across groups (Bays et al., 2014). Canagliflozin was associated with higher rates of genital mycotic infections in women (Appendix 3) (Bays et al., 2014).

Licogliflozin is a dual SGLT-1/SGLT-2 inhibitor that is not yet FDA-approved for treating type 2 diabetes. In a phase 2 trial from the United States, 88 participants (mean age 40.2 years, mean BMI 40.17 kg/m<sup>2</sup>) were randomized to oral licogliflozin 150 mg daily or placebo for 12 weeks. At the end of the study, treatment with licogliflozin significantly reduced body weight, compared with placebo (-5.7% [80% CI -6.5 to -4.9%];  $p<0.001$ ; -6.4 kg with licogliflozin [80% CI -7.1 to -5.7] vs 0.2 kg with placebo [80% CI -0.5 to 0.9];  $p<0.0001$ ) (He et al., 2019). The most commonly reported side effects with licogliflozin were diarrhea (90.9% versus 25.0% with placebo) and flatulence (43.2% versus 9.1% with placebo) (Appendix 3). We identified another multicenter phase 2 trial on oral licogliflozin, comparing several doses (2.5–150 mg daily or twice daily) to placebo in 460 adults (median age 53 years, mean BMI 37.9 kg/m<sup>2</sup>) for 24 weeks. At the end of the trial, a statistically significant dose-response weight loss was demonstrated for both once daily and twice daily licogliflozin regimens versus placebo ( $p<0.0001$ ), the percentage change in body weight from baseline was -1.2 (95% CI -2.5 to -0.4) with licogliflozin 2.5 mg once daily, -2.0 (95% CI -3.4 to -0.9) with licogliflozin 10 mg once daily, -3.5 (95% CI -4.6 to -1.9) with licogliflozin 50 mg once daily, -4.4 (95% CI -5.4 to -3.4) with licogliflozin 150 mg once daily, -1.7 (95% CI -2.6 to -0.23) with licogliflozin 2.5 mg twice daily, -2.5 (95% CI -3.9 to -1.3) with licogliflozin 5 mg twice daily, -4.1 (95% CI -5.5 to -2.9) with licogliflozin 25 mg twice daily, -4.5 (95% CI -5.5 to -3.) with licogliflozin 50 mg twice daily and -0.6 (95% CI -1.6 to 0.4) with placebo (Bays et al., 2020). The most frequently reported adverse events were gastrointestinal disorders (33–68%): diarrhea (15.8–68.8%) and flatulence (13.2–36.8%), which

appeared to be dose-related across both regimens, occurring more frequently at higher doses (Appendix 3).

### **SGLT-2 inhibitors in combination with other drugs**

We identified two completed phase 2 trials on the combination of drugs with SGLT-2 inhibitors: canagliflozin/phentermine and dapagliflozin/exenatide (Fig. 2).

Phentermine is an anorectic sympathomimetic amine that stimulates satiety centers in the brain by upregulating dopamine, noradrenaline, and serotonin and is indicated for short-term weight management (Apovian et al., 2015). The combination canagliflozin/phentermine was investigated in a multicenter phase 2 trial, 335 individuals (mean age 45.7 years, mean BMI 37.3 kg/m<sup>2</sup>) randomized to canagliflozin 300 mg orally daily, phentermine 15 mg orally daily, and canagliflozin/phentermine 300/15 mg or placebo orally daily for 26 weeks (Hollander et al., 2017). The least-square means percent changes in body weight were -1.9 (SE 0.6) with canagliflozin, -4.1 (SE 0.6) with phentermine, and -7.5 (SE 0.6) with canagliflozin/phentermine, and -0.6 (SE 0.6) with placebo (Fig. 4) (Hollander et al., 2017). Canagliflozin/Phentermine had statistically superior percent weight loss versus placebo (difference of -6.9%; p<0.001) (Hollander et al., 2017). Canagliflozin/Phentermine was generally well tolerated, with a safety profile consistent with that of each drug alone (Appendix 3) (Hollander et al., 2017).

Exenatide was the first GLP-1 RA approved for treating type 2 diabetes (BYETTA, 2005). Dapagliflozin and exenatide are current treatments for type 2 diabetes associated with weight loss. In a phase 2 trial from Sweden, 50 adults with obesity (mean age 52 years, mean body weight 104.6 kg) were randomized to receive a combination of oral dapagliflozin 10 mg daily and subcutaneous exenatide 2 mg once weekly (mean age 53.5 years, mean BMI 35.8 kg/m<sup>2</sup>) or placebo (oral and subcutaneous) (mean age 50 years, mean BMI 35 kg/m<sup>2</sup>) for 24

weeks. At the end of the study, combination therapy resulted in an adjusted (for treatment, week, treatment-by-week, sex, and baseline value) mean percentage change in body weight of -4.5 (95% CI -6.0 to -2.9) compared to -0.3 (95% CI -1.9 to 1.4) with placebo ( $p < 0.001$ ) (Fig. 4) (Lundkvist et al., 2017). The most frequently reported side effects were gastrointestinal (64% with the combination vs 40% with placebo) and injection-site reactions (44% with the combination vs 32% with placebo) (Appendix 3) (Lundkvist et al., 2017). Only two and three participants, respectively, discontinued because of adverse events (Lundkvist et al., 2017).

### **Others**

We identified three additional drugs with completed phase 2 trials: beloranib, the combination leucine/sildenafil/metformin, and the combination orlistat/acarbose (Fig. 2).

### **Beloranib**

Beloranib is a selective and potent methionine aminopeptidase 2 (MetAP2) inhibitor. MetAP2 inhibition reduces fat biosynthesis and stimulates fat oxidation and lipolysis (Rupnick et al., 2002). In a phase 2 trial from Australia, 147 participants with obesity (mean age 48.4 years, mean BMI 37.6 kg/m<sup>2</sup>) were randomized to beloranib suspension (0.6, 1.2, and 2.4 mg) twice weekly or placebo for 12 weeks (Kim et al., 2015). At the end of the study, the absolute change in weight (kg) was -0.4 (SE 0.4) with placebo, -5.5 (SE 0.5) with 0.6 mg beloranib, -6.9 (SE 0.6) with 1.2 mg beloranib, and -10.9 (SE 1.1) with 2.4 mg beloranib ( $p < 0.001$  for all doses of beloranib compared to placebo) (Kim et al., 2015). The most frequently reported side effects with beloranib were gastrointestinal disorders (13.5% and up to 31.4% at higher doses) compared to 15.8% with placebo (Kim et al., 2015) (Appendix 3). Beloranib did not progress to phase 3 trials due to significant safety concerns from phase 3 trials for Prader-Willi syndrome after two patients' deaths. The FDA placed a clinical hold on trials involving beloranib for

potential cardiovascular risks (<https://www.fiercebiotech.com/biotech/fda-hits-zafgen-s-beloranib-successor-clinical-hold>).

### **Leucine/Sildenafil/Metformin**

Leucine is a branched-chain amino acid, and its metabolites have been shown to increase the activity of a fuel-sensing enzyme, the adenine monophosphate-activated protein kinase (AMPK), and thus serves as a partial mimetic of an energy-depleted state (Bruckbauer & Zemel, 2014). Metformin increases hepatic insulin sensitivity, and rodent models suggest that its action may be mediated by AMPK (Rena et al., 2017). Sildenafil is an endothelial nitric oxide synthase activator that, similar to leucine and metformin, enhances AMPK activity (Das et al., 2015). A combination of leucine, metformin, and sildenafil, also known as NS-0200, has been shown to act in synergy to increase fat oxidation (Bruckbauer et al., 2016). In a multicenter phase 2 trial, 267 participants (mean age 41.1 years, mean BMI 36.9 kg/m<sup>2</sup>) were randomized to 1 of 5 treatment groups: placebo, 1.1 g leucine and 1.0 mg sildenafil (NS-0300, Leu/Sil 1.0), 1.1 g leucine and 4.0 mg sildenafil (NS-0300, Leu/Sil 4.0), 1.1 g leucine and 1.0 mg sildenafil and 500 mg metformin (NS-0200, Leu/Met/Sil 1.0), or 1.1 g leucine and 4.0 mg sildenafil and 500 mg metformin (NS-0200, Leu/Met/Sil 4.0). Participants received the mentioned doses orally twice daily for 24 weeks. At the end of the study, the least square mean percent body weight change from baseline as per the intent to treat analysis was 1.2 (SE 0.5) with placebo, 0.5 (SE 0.5) with Leu/Sil 1.0 (p=0.3722 compared to placebo), -0.3 (SE 0.5) with Leu/Sil 4.0 (p=0.0298 compared to placebo), -0.6 (SE 0.5) with Leu/Met/Sil 1.0 (p=0.0090 compared to placebo), and -0.25 (SE 0.48) with Leu/Met/Sil 4.0 (p=0.0389 compared with placebo) (Fig. 4) (Rebello et al., 2021). All the combinations except 1.1 g Leucine and 1 mg sildenafil achieved weight loss that was

significantly greater than placebo. The most common side effects were gastrointestinal related to metformin (diarrhea 19% pooled effect in the treatment group) (Appendix 3).

### **Orlistat/Acarbose**

The combination orlistat/acarbose, also known as EMP16, is a novel oral modified release formulation of the lipase inhibitor orlistat approved for chronic weight management and the glucosidase/amylase inhibitor acarbose approved for the treatment of type 2 diabetes and postprandial hyperinsulinemic hypoglycemia following gastric bypass surgery (Holmbäck et al., 2020; McIver et al., 2023). In a phase 2 trial from Sweden, 175 participants were randomized to the combination orlistat/acarbose twice (first and last day) or thrice daily at 120/40 mg (mean age 49.4 years, mean BMI 35.1 kg/m<sup>2</sup>) or 150/50 mg (mean age 50.7 years, mean BMI 34.6 kg/m<sup>2</sup>), or placebo (mean age 49.5 years, mean BMI 36.2 kg/m<sup>2</sup>) for 26 weeks (Holmbäck et al., 2022). The absolute weight change (kg) at week 26 from baseline was -6.0 (SD 5.3) with the 120/40 mg and -6.4 (SD 4.8) with the dose 150/50 mg, compared to -0.8 (SD 3.9) with placebo ( $p < 0.001$  for both active treatment groups compared to placebo) (Fig. 4) (Holmbäck et al., 2022). The most frequently reported side effects were gastrointestinal, reaching 31% with the high dose formulation compared to 10% with placebo, along with infections and infestations (mostly nasopharyngitis and COVID-19), reaching 33% with the high dose formulation but also 38% in the placebo arm (Appendix 3) (Holmbäck et al., 2022). Orlistat/Acarbose is currently being investigated in another phase 2 trial in Sweden, with two different doses compared to orlistat alone or placebo, with expected completion in March 2024 (Table 4).

### **3.2.2. Drugs with completed phase 2 trials but not published yet**

We identified eight completed phase 2 trials but without published results online (Fig. 2, Table 3). One drug, ecnoglutide (GLP-1 RA), has already progressed to phase 3, as described in



section 3.1 (Tables 2 and 3). In addition, despite the lack of officially published results, primary findings for danuglipron (GLP-1 RA) and pemvidutide (GLP-1/glucagon RA) were disseminated through press releases.

### **GLP-1 RAs**

In addition to ecnoglutide, which is currently in phase 3, danuglipron, a GLP-1 RA, also known as PF-06882961, recently completed a phase 2 trial with a sample size of 630 participants grouped in three cohorts of different treatment durations and planned visits (NCT04707313) (Table 3). Based on a Pfizer press release in 2023, danuglipron, at doses of 40-200 mg twice per day, showed mean placebo-adjusted weight reductions between -8% and -13% at 32 weeks (<https://www.pfizer.com/news/press-release/press-release-detail/pfizer-announces-topline-phase-2b-results-oral-glp-1r>). To note, future development of danuglipron will focus on a once daily formulation to improve tolerability and streamline trial design and execution, with no further investigation into the twice daily formulation in phase 3 due to the high discontinuation rate of more than 50% compared to placebo (<https://www.pfizer.com/news/press-release/press-release-detail/pfizer-announces-topline-phase-2b-results-oral-glp-1r>).

### **GLP-1 and glucagon RA**

Pemvidutide, a GLP-1/glucagon RA, also known as ALT-801, recently completed a phase 2 trial of 320 participants and an intervention duration of 48 weeks (Table 3) (NCT05295875). Results of the MOMENTUM 48-week phase 2 obesity trial, shared during the Altimmune press release in 2024, showed that participants achieved a mean weight loss of 15.6% with a 2.4 mg dose of pemvidutide, and nearly 30% of them lost 20% or more of their body weight (<https://ir.altimmune.com/news-releases/news-release-details/altimmune-announces-positive-lean-mass-preservation-data>). Those with increased baseline lipids experienced

significant decreases in triglycerides (55.8%), total cholesterol (20.0%), and low-density lipoprotein cholesterol (17.4%) at the 2.4 mg dosage. Additionally, nearly 78.6% of individuals experienced a reduction in liver fat content. Furthermore, the treatment resulted in improvements in blood pressure without adverse cardiac events (<https://ir.altimmune.com/news-releases/news-release-details/altimmune-announces-positive-lean-mass-preservation-data>).

### **GLP-1 RA in combination with a neuropeptide Y receptor type 2 agonist**

Semaglutide, in combination with NNC0165-1875, a neuropeptide Y receptor type 2 agonist, compared to semaglutide and placebo, completed a phase 2 trial with a sample size of 120 participants and an intervention duration of 48 weeks (Table 3) (NCT04969939).

### **Others**

Setmelanotide, a selective agonist of the melanocortin 4 receptor, has completed two phase 2 trials, one trial with a sample size of 99 participants and an intervention duration of 12 weeks (NCT02041195) and a second trial with a sample size of 74 participants and an intervention duration of 909 days (NCT01749137). Both trials enrolled adults with a BMI between 30 kg/m<sup>2</sup> and 40 kg/m<sup>2</sup> and assessed the effect of setmelanotide as a treatment for common obesity. It should be noted, however, that setmelanotide is currently approved for the treatment of obesity caused by genetic disorders, such as deficiencies in leptin receptor, proprotein convertase subtilisin/kexin type 1, or proopiomelanocortin (Table 3) (Hussain & Farzam, 2024; Kokkorakis et al., 2023a).

Two other drugs that have also completed phase 2 trials are oral denatonium acetate and MBL949. Oral denatonium acetate, also known as ARD-101, which targets bitter taste receptors, was investigated in a trial on 20 participants and for an intervention duration of 28 days (Table 3)

(NCT05121441). MBL949, a growth/differentiation factor 15 agonist, was evaluated in 126 participants and an intervention duration of 16 weeks (Table 3) (NCT05199090).

### **3.2.3 Drugs currently investigated in phase 2 trials**

We identified 14 ongoing phase 2 trials (Table 4), one trial on TG103, a GLP-1 RA now also being investigated in a phase 3 trial (Table 1), and one trial on mazdutide, a GLP-1 and glucagon RA that also already progressed to phase 3 (see section 3.2), and the remaining 12 trials investigate new drugs, almost half of them being incretin-based, GLP-1 RA, GLP-1 and GIP RA, or dual GLP-1 and glucagon-like peptide-2 (GLP-2) RA, while the others have distinct mechanisms of action (Fig. 2, Table 4).

#### **GLP-1 RA**

TG103, a GLP-1 RA, is currently assessed in a phase 3 RCT. The phase 2 trial aims to investigate changes in body weight among obese adults with a BMI of  $>30 \text{ kg/m}^2$ . Two doses, 15 mg and 22.5 mg, are administered subcutaneously and compared to a placebo. The sample size is 195, and the trial, with unknown status, was expected to be completed in September 2023.

#### **GLP-1 RA and GIP receptor antagonist**

AMG 133, also known as maridebart cafraglutide or MariTide, a GLP-1 RA and GIP receptor antagonist (NCT05669599), is currently investigating the percentage change in body weight among adults with BMI  $\geq 30 \text{ kg/m}^2$  taking three different doses, as compared to placebo. The expected completion of this phase 2 trial is in January 2026, following the phase 1 trial that assessed the safety and tolerability of AMG 133 (NCT04478708). The latter study revealed that participants, with an average age ranging from 40.3 to 53.8 years and a BMI of 32.5–34.8  $\text{kg/m}^2$  with no history of diabetes, had a substantial weight loss of -8.2% at day 92 for the maximum

single dose of 840 mg of AMG 133 compared to placebo (1.7%). The discussed latter demonstrates a sustained weight-reducing impact following a single dose of AMG 133, with noteworthy evidence of manageable safety profiles (Véniant et al., 2024).

### **GLP-1 and GIP RAs**

Three new GLP-1/GIP RAs are currently being investigated in phase 2, VK2735 (NCT06068946), HS-20094 (NCT06118021), and HRS9531 (NCT05881837; NCT06054698) (Table 4). All of the trials enroll individuals with a BMI  $\geq 30$  kg/m<sup>2</sup> or  $\geq 27$  kg/m<sup>2</sup>, or the equivalent cutoffs in Asian countries, and at least one comorbidity. The sample sizes range from 60 to 249 at the highest. The major goal of these trials is to examine the primary outcome of change in body weight, with the trials expected to be completed in 2024.

### **Dual GLP-1 and GLP-2 RA**

We identified one GLP-1 and GLP-2 RA, dapaglutide (NCT05788601) (Table 4). This trial enrolls adult participants with a BMI  $>30$  kg/m<sup>2</sup> to investigate weight change as a primary outcome. The sample size is 54 for dapaglutide and is expected to be completed by August 2024.

### **GLP-1 and glucagon RA**

There is one ongoing phase 2 trial in the United States enrolling 165 participants, with overweight and at least one comorbidity or obesity, comparing the percentage weight loss achieved by mazdutide at different doses compared to placebo with expected completion in May 2025 (NCT06124807) (Table 4).

### **Others**

Six drugs currently in phase 2 trials have various mechanisms of action. These trials enroll adults with a BMI of  $\geq 30$  kg/m<sup>2</sup> or  $\geq 27$  kg/m<sup>2</sup> with at least one weight-related ailment.

The sample size varies between 54 and 624 participants. Vutiglabin (HSG4112), a synthetic structural analog of glabridin (NCT05197556), is being investigated in different oral doses of 200 mg, 400 mg, or 600 mg compared to placebo. Glabridin works by preventing the oxidation of low-density lipoprotein either by directly attaching to the low-density lipoprotein particle or by preserving paraoxonase activity (Fuhrman et al., 1997). Additionally, it decreases low-density lipoprotein oxidation and the expression of adhesion molecules by inhibiting the release of reactive oxygen species and inflammatory mediators from macrophages and dendritic cells (Zhang et al., 2023).

Bimagrumab, a human monoclonal antibody to the activin receptor type II, alone or in combination with semaglutide (NCT05616013) is currently under investigation in different dosing regimens of bimagrumab and semaglutide compared to placebo. In addition, trevogrumab, a myostatin inhibitor, garetosmab, an antibody that binds to activin A, blocking its activity, and semaglutide, alone or in different combinations with each other, are currently being investigated (NCT06299098). Specifically, activins, in conjunction with myostatin, help regulate normal muscle growth, and follistatin binds to activins and neutralizes them, thereby reducing their activity and conserving energy during times of energy deficiency (Angelidi et al., 2024; Perakakis et al., 2018).

The combination K-757 and K-833 nutrient receptor stimulants (NCT06019559) are currently investigated in different doses of K-757 alone and in combination with K-833. K-757 and K-833 function by boosting metabolic signals to stimulate the release of appetite-suppressing satiety hormones GLP-1 and peptide YY. S-309309 inactivates monoacylglycerol acyltransferase-2, an enzyme implicated in the process of absorbing and re-synthesizing triglycerides in small intestinal epithelial cells, and is another molecule under investigation with

three dose levels and a placebo group (NCT05925114)

([https://www.shionogi.com/content/dam/shionogi/global/investors/ir-](https://www.shionogi.com/content/dam/shionogi/global/investors/ir-library/presentation/2023/2q/20231107_FY2023%202Q%20Script.pdf)

[library/presentation/2023/2q/20231107\\_FY2023%202Q%20Script.pdf](https://www.shionogi.com/content/dam/shionogi/global/investors/ir-library/presentation/2023/2q/20231107_FY2023%202Q%20Script.pdf)). Finally, the combination orlistat/acarbose is also under investigation (NCT05934110). This latter has already completed another phase 2 trial, as described in Section 3.2.1. The primary outcome of the above trials is the percentage change in body weight and the majority are expected to be completed in 2024 (Table 4).

### 3.3. Terminated and suspended studies

We identified three terminated and one suspended trial on ClinicalTrials.gov. One trial compared metformin to orlistat, topiramate, and placebo, and was terminated because of insufficient funding (NCT01351753). One trial on HPP404, a histamine H3 receptor antagonist, was terminated without an identifiable reason (NCT01540864). A recently terminated trial aimed to investigate the placebo-adjusted percentage change from baseline in body weight after 32-week-long treatment with different dosages of the GLP-1 RA, lotiglipton, also known as PF-07081532, in participants with obesity (NCT05579977). The reason for this trial's termination was the increase in transaminases in phase 1 studies, as well as a phase 2 study. Finally, a trial investigating a fixed-dose combination of fluoxetine and metformin was suspended in 2017 due to a business decision (NCT03051451).

### 3.4. Trials' geographic location and funders

The world map delineates the global distribution of completed and ongoing phase 2 and phase 3 trials on weight-reducing medications, along with the drugs' mechanism of action (Fig. 5). The majority of trials are taking place in the United States (n=31), followed by Asia (China, Japan, Korea, Taiwan and Hong Kong, n=35), and several in Europe (mostly Poland, the United

Kingdom, and Sweden), Canada, in addition to one trial in Oman. The United States, driven by diverse pharmaceutical companies' interests, has the most diverse range of trials, targeting almost all mechanisms of action, followed by China, which primarily focuses on GLP-1 RAs alone or in combination with other molecules. In Canada, there is an equal focus on both GLP-1 RAs and GLP-1/glucagon RAs (n=3 trials each) in addition to targeting various mechanisms of action. Out of eight trials in Japan, 50% investigated primarily GLP-1 RAs.

It is worth noting that 21.3% of all trials investigated GLP-1 RAs, followed by GLP-1 RA/amylin analog (16.2%) and GLP-1/glucagon RAs (16.2%) (Fig. 5). However, while there are more GLP-1/glucagon RAs under development as distinct drugs, the concentration of trials for the only GLP-1/amylin analog, CagriSema, reflects the extensive clinical program for this particular molecule.

Many pharmaceutical companies are funding weight loss drug trials. Eli Lilly and Company showcases a strong pipeline with a well-distributed number of studies across all phases (phase 3 and phase 2, n=6), while Novo Nordisk A/S exhibits significant activity, particularly in phase 3 studies (n=7). Other companies have one to three drugs being investigated in phase 2 or phase 3 (Fig. 6).

#### **4. Risk of bias assessment**

The risk of bias assessment of published trials in phase 2 and phase 3 showed a low risk of bias in the majority of studies. A few studies only have some concerns related to limitations in the randomization process (three studies), deviation from the intended interventions (two studies), missing outcome data (three studies), or measurement of the outcome (one study) (Appendix 4). Almost all these trials were funded by pharmaceutical companies.

## 5. Discussion

The worldwide incidence and prevalence of obesity are alarmingly high, implying an increased and unmet need for available, safe, and effective therapies. GLP-1 RAs and dual or triple agonists (GLP-1 RA/amylin analog, GLP-1/GIP RAs, GLP-1/glucagon RAs, GLP-1/GIP/glucagon RAs) are populating the therapeutic pipeline of obesity, as subcutaneous injections, or oral preparations. These new drugs showed a weight loss of more than 10% (10.8 to 24.2%, except for efpeglenatide and noiglutide) (Fig. 4). Importantly, the majority of completed phase 2 trials have spanned over three to 12 months and for some drugs weight had not reached a plateau at the time of the study completion, implying a potential further weight loss with longer treatment duration (Jastreboff et al., 2023; Wharton et al., 2023). Other drugs also showed significant weight loss, such as beloranib, which resulted in a weight loss of 10.9 kg with the highest dose. SGLT-2 inhibitors are being investigated alone or in combination with GLP-1 RAs or phentermine, with a modest weight loss range of 4.5–7.5% (Fig. 4).

The safety profile of the drugs currently investigated for weight management seems favorable, with a low rate of dropout due to adverse events (Appendix 3). Gastrointestinal side effects are the most common with incretin-based therapies; they are dose-dependent and tend to decrease with time. The risk can be reduced by slow dose up-titration, and in case they happen, dietary changes are advised (Wharton et al., 2022). The rate of serious adverse events was relatively low across different drugs (Appendix 3).

Interestingly, within the GLP-1 RA class, drugs are evolving, and the newer ones (second-generation) are more potent than the initially approved liraglutide for weight management (Garvey, 2022). In the head-to-head “STEP 8” trial, semaglutide was compared to liraglutide and showed a larger weight loss at 68 weeks (-15.8% with semaglutide vs -6.4% with liraglutide,  $p < 0.001$ ) (Rubino et al., 2022). A weight loss similar to what was reported with



subcutaneous semaglutide 2.4 mg once weekly was reproduced with oral semaglutide in the recently published “OASIS 1” phase 3 RCT, an achievement that is anticipated to revolutionize chronic weight management (Knop et al., 2023), directly addressing the injection barrier with the currently approved potent weight loss medications (WEGOVY, 2017; ZEPBOUND, 2023). Nonetheless, limitations associated with oral semaglutide are that the drug should be taken on an empty stomach, away from any other food, liquid, or drug for at least 30 min, and with a maximum of 120 ml of water (Knop et al., 2023). Orforglipron, another oral GLP-1 RA, showed a weight-reducing effect in a phase 2 trial that is similar to other molecules in this category. In addition, being a small molecule, orforglipron does not require food or water restriction, and it appears to have the potential to meet the clinical need for effective and possibly easier-to-produce oral alternatives to the current subcutaneous formulations (Fig. 4) (Wharton et al., 2023). Therefore, oral GLP-1 RAs are expected to have a substantial role in weight management, as they may provide higher acceptability and better adherence, compared to injectable GLP-1 RAs. Indeed, oral medications have historically offered a preferred and easy way of administration due to patient comfort and convenience and may be better applicable for patients seen in primary care clinics (Gallwitz & Giorgino, 2021; Kokkorakis et al., 2023a; Quante et al., 2012).

Currently, being the only triple hormone RA, retatrutide presents a promising drug, as it yielded the highest reported mean weight loss (-17.9%) compared to all published results from the emerging pharmacotherapies (Fig. 4). Body weight reduction involves multiple pathways, and, thus, the combination of medications that target more than one pathway is expected to result in greater weight loss than what each of these molecules achieve when used separately. Such an approach is similar to the common practice for other metabolic diseases, such as type 2 diabetes

("Summary of Revisions: Standards of Care in Diabetes-2024," 2024), hypertension, dyslipidemia (Garvey et al., 2016), and MASLD (Kokkorakis et al., 2024a; Kokkorakis et al., 2023b; Kokkorakis et al., 2024b). Indeed, such remarkable results of  $\geq 15\%$  weight loss are expected to concurrently reduce cardiometabolic comorbidities and improve long-term outcomes, i.e., cardiovascular disease and potentially mortality (Gregg et al., 2016).

Some of the new anti-obesity drugs exert direct and weight-independent actions on ectopic fat of specific organs, paving the way for a new era of tailored treatment choices based on patient's comorbidities. For instance, efinopegdutide 10 mg, a GLP-1/glucagon RA, achieved higher reductions in liver fat content in a phase IIa RCT individuals with MASLD compared to semaglutide 1 mg alone, despite similar weight loss results, potentially due to the fact that glucagon receptor agonism may have a direct effect on the liver, to stimulate fatty acid oxidation and reduce lipogenesis (Melson et al., 2024; Romero-Gómez et al., 2023). Therefore, individuals with predominant MASLD or MASH may be directed towards combinations that include glucagon to benefit from the liver-targeted effects. Additionally, GLP-1 RAs can significantly decrease epicardial adipose tissue, and there is evidence that semaglutide 2.4 mg improves heart failure with preserved ejection fraction in individuals without diabetes by a potentially direct or indirect effect on epicardial adipose tissue (Kosiborod et al., 2023; Myasoedova et al., 2023). Therefore, exploring the full potential of all molecules and combinations to enhance metabolic and mechanical cardiometabolic complications will aid in developing successful personalized pharmacotherapy options.

More than a quarter of all the identified phase 2 and phase 3 trials recommended lifestyle modifications on ClinicalTrials.gov for all participants in the investigational and control arms, highlighting the importance of a healthy lifestyle to optimize weight loss, while most likely all

the remaining RCTs may recommend lifestyle modifications without reporting this on ClinicalTrials.gov (Acosta et al., 2017; Apovian et al., 2015; Cornier, 2022; Durrer Schutz et al., 2019; Garvey et al., 2016; Wharton et al., 2020). Notably, lifestyle modifications lacked recommendations for behavioral interventions for chronic weight management, which should receive more attention since it is a key component of the primary intervention strategies (Kelley et al., 2016; Olateju et al., 2021; Teixeira et al., 2015).

Despite such promising results, understanding the causes of clinical trial suspensions, withdrawals, and terminations, i.e., due to funding reasons, for weight-reducing medications is imperative, given the low success rate of these medications in progressing to phase 3 and completing it. Indeed, several completed phase 2 trials are not yet available online, which could be, among others, secondary to negative findings or adverse events.

Finally, while obesity is a global pandemic, the main centers of most trials on investigational drugs for weight loss are clustered in the United States and Asia, with a smaller proportion emerging in Europe and other regions. Data from the Arab countries, known to have alarming rates of obesity, is inexistent, and this invites pharmaceutical companies to invest in the populations that are so far under-represented in landmark weight loss trials (Okati-Aliabad et al., 2022).

## **6. Future directions**

Recent results from RCTs and cohort studies have clearly demonstrated that we should treat overweight and obesity as a disease, even in the absence of type 2 diabetes, as excessive weight profoundly increases cardiometabolic and cancer risk, along with increased mortality (Larsson et al., 2022; Lincoff et al., 2023; Nichols et al., 2017; Powell-Wiley et al., 2021; Tan et al., 2023). Even though there is a lack of consensus regarding treatment duration beyond the trial

period of anti-obesity drugs, it was demonstrated that individuals with obesity and overweight substantially regained the lost weight after stopping weight-reducing drugs, such as semaglutide and tirzepatide, while ongoing therapy sustained and enhanced the initial decrease in weight (Aronne et al., 2023; Wilding et al., 2022). These results confirm obesity's nature as a cardiometabolic condition, potentially needing lifelong treatment unless yet to be fully elucidated mechanisms, such as hypothalamic inflammation, which has been proposed to promote long-term weight maintenance, are also improved over a period of time, allowing thus discontinuation of therapies.

The future of obesity pharmacotherapy is bright, and the availability of various anti-obesity medications with diverse mechanisms of action in various tissues and organs and different degrees of efficacy and side effects will allow personalized choices of medications based on the underlying metabolic profile, patient preference, and the expected response to treatment. Regarding the rapid emergence of novel agents, there should be an appropriate balance between efficacy and cost-effectiveness, and there is an imminent need for more production facilities of existing companies, in addition to new entries by more companies. Semaglutide, which is an expensive drug (Wegovy<sup>®</sup> has a list price of \$1,349.02/month without insurance in the United States (NovoCare<sup>®</sup>, 2021)), recently demonstrated a sustained weight loss (mean reduction of 10.2%) over four years in 17,604 adults with preexisting cardiovascular disease, obesity, and without type 2 diabetes, along with a 20% reduction in major adverse cardiovascular events and is thus expected to be added to our armamentarium for cardiometabolic outcomes (Ryan et al., 2024). Of note, considering the prevalence of overweight, obesity, and cardiovascular disease, the healthcare budgets are likely going to be expanded. A recent economic evaluation study conducted from September 1, 2022, to May 31,

2023, using a Markov cohort model analysis, assuming a United States health care system's perspective, demonstrated that endoscopic sleeve gastropasty, a globally adopted minimally invasive endoscopic bariatric procedure, is a cost-effective strategy, providing greater weight loss and cost savings compared to semaglutide among individuals with class II obesity (BMI of 35–39.9 kg/m<sup>2</sup>) over five years (Haseeb et al., 2024). Specifically, it was concluded that the annual cost of semaglutide would need to be decreased three-fold to be a cost-competitive alternative, implying the need to reduce the prices of anti-obesity medications and meet willingness-to-pay thresholds per quality-adjusted life-year to compete with minimally invasive endoscopic gastropasty for subjects with stage II obesity (Haseeb et al., 2024). Nonetheless, endoscopic sleeve gastropasty is not a scalable option, and it should be noted that the price of semaglutide or other anti-obesity drugs varies significantly between countries (<https://www.healthsystemtracker.org/brief/prices-of-drugs-for-weight-loss-in-the-us-and-peer-nations/>).

When choosing between novel oral (i.e., oral semaglutide, orforglipron) and injectable forms (i.e., retatrutide) in the future, we envision that oral agents might be better placed in the primary care setting for individuals needing modest weight loss, with low drug doses. Injectable drugs (i.e., tirzepatide) or higher doses of oral agents (i.e., oral semaglutide 50 mg) may be reserved for individuals requiring higher weight loss. Consequently, policymakers must carefully assess the trade-offs they are prepared to make to attain equal access to such innovative pharmaceutical advancements long-term, support weight maintenance, and identify cost-effective strategies to achieve this. While the number of potential weight loss medications continuously increases, several future challenges exist. It is essential to understand the long-term safety and efficacy of the new pharmacotherapies for the management of obesity (including long-term

cardiovascular safety, which so far has been proven only for semaglutide 2.4 mg once weekly). Besides, there is a need to optimize bone or muscle mass loss by investigating the potential risk of macronutrient and micronutrient deficiencies following treatment with the agents under development, reaching a weight loss of >25%, as is observed after bariatric surgery (Ansari et al., 2024). With more significant weight loss conveyed by newer weight loss agents, it remains to be assessed whether concomitant muscle or bone mass loss will also be significant (Conte et al., 2024). In this case, co-administration with medications that may preserve or augment muscle and/or bone mass would be advisable and may be a future direction. In this regard, several compounds currently in phase 2 and 3 RCTs, mainly leveraging the activin-myostatin-follistatin axis, are in development and may be used alone or in combination with other agents. Additionally, data from under-represented populations, cost-effectiveness studies, and drug availability are still needed to close the care gap for patients with obesity. Lastly, demonstrating the effect of each treatment on other obesity-related complications, including the direct effect on various tissues, is crucial. Therefore, it is necessary to investigate whether new treatments will demonstrate similar benefits. Specifically, preferential effects of certain anti-obesity medications on liver health or neurocognition, or other cardio-renal-metabolic effects, in addition to weight loss, may be critical factors that will determine the prioritization of certain medications in the context of personalized medicine in the future.

### **Authors contributions**

M.C. and C.S.M. participated in the research design of the study. M.K., C.R., J.A.R., M.G., and L.V.V. performed data analysis, including screening citations retrieved from the search and abstracting data. M.K., J.A.R., and L.V.V. also contributed to designing the tables,

while M.K. and J.A.R. designed the figures. M.K., M.C., J.A.R., and C.S.M. wrote or contributed to the writing of the manuscript.

### **Funding**

M.K. receives funding support from an MD-PhD grant from the University Medical Center Groningen.

### **Data availability statement**

The authors declare that all the data supporting the findings of this study are contained within the manuscript and supplement.

### **Declaration of interests**

C.S.M. has been a shareholder of and reports grants through his institution from Merck, grants through his Institution and personal consulting fees from Coherus Inc. and AltrixBio, he reports grants through his institution and personal consulting fees from Novo Nordisk, reports personal consulting fees and support with research reagents from Ansh Inc., reports personal consulting fees from Genfit, Lumos, Amgen, Corcept, Intercept, Astra Zeneca, 89bio and Regeneron, reports support (educational activity meals at and through his institution) from Amarin, Novo Nordisk and travel support and fees from TMIOA, Elsevier, the California Walnut Commission, College Internationale Recherche Servier and the Cardio Metabolic Health Conference. None is related to the work presented herein. All other authors declare no conflict of interest.

## References

- Acosta, A., Streett, S., Kroh, M. D., Cheskin, L. J., Saunders, K. H., Kurian, M., Schofield, M., Barlow, S. E., & Aronne, L. (2017). White Paper AGA: POWER - Practice Guide on Obesity and Weight Management, Education, and Resources. *Clin Gastroenterol Hepatol*, 15(5), 631-649.e610. <https://doi.org/10.1016/j.cgh.2016.10.023>
- Alba, M., Yee, J., Frustaci, M. E., Samtani, M. N., & Fleck, P. (2021). Efficacy and safety of glucagon-like peptide-1/glucagon receptor co-agonist JNJ-64565111 in individuals with obesity without type 2 diabetes mellitus: A randomized dose-ranging study. *Clin Obes*, 11(2), e12432. <https://doi.org/10.1111/cob.12432>
- Alkhezi, O. S., Alahmed, A. A., Alfayez, O. M., Alzuman, O. A., Almutairi, A. R., & Almohammed, O. A. (2023). Comparative effectiveness of glucagon-like peptide-1 receptor agonists for the management of obesity in adults without diabetes: A network meta-analysis of randomized clinical trials. *Obes Rev*, 24(3), e13543. <https://doi.org/10.1111/obr.13543>
- American College of Cardiology/American Heart Association Task Force on Practice Guidelines, O. E. P., 2013. (2014). Expert Panel Report: Guidelines (2013) for the management of overweight and obesity in adults. *Obesity (Silver Spring)*, 22 Suppl 2, S41-410. <https://doi.org/10.1002/oby.20660>
- Angelidi, A. M., Stefanakis, K., Chou, S. H., Valenzuela-Vallejo, L., Dipla, K., Boutari, C., Ntoskas, K., Tokmakidis, P., Kokkinos, A., Goulis, D. G., Papadaki, H. A., & Mantzoros, C. S. (2024). Relative Energy Deficiency in sport (REDs): Endocrine manifestations, pathophysiology and treatments. *Endocr Rev*. <https://doi.org/10.1210/endrev/bnae011>
- Ansari, S., Khoo, B., & Tan, T. (2024). Targeting the incretin system in obesity and type 2 diabetes mellitus. *Nat Rev Endocrinol*. <https://doi.org/10.1038/s41574-024-00979-9>
- Apovian, C. M., Aronne, L. J., Bessesen, D. H., McDonnell, M. E., Murad, M. H., Pagotto, U., Ryan, D. H., & Still, C. D. (2015). Pharmacological management of obesity: an endocrine Society clinical practice guideline. *J Clin Endocrinol Metab*, 100(2), 342-362. <https://doi.org/10.1210/jc.2014-3415>
- Araújo, J. R., & Martel, F. (2012). Sibutramine effects on central mechanisms regulating energy homeostasis. *Curr Neuropharmacol*, 10(1), 49-52. <https://doi.org/10.2174/157015912799362788>
- Aronne, L. J., Sattar, N., Horn, D. B., Bays, H. E., Wharton, S., Lin, W. Y., Ahmad, N. N., Zhang, S., Liao, R., Bunck, M. C., Jouravskaya, I., & Murphy, M. A. (2023). Continued Treatment With Tirzepatide for Maintenance of Weight Reduction in Adults With Obesity: The SURMOUNT-4 Randomized Clinical Trial. *JAMA*. <https://doi.org/10.1001/jama.2023.24945>
- Baggio, L. L., & Drucker, D. J. (2014). Glucagon-like peptide-1 receptors in the brain: controlling food intake and body weight. *J Clin Invest*, 124(10), 4223-4226. <https://doi.org/10.1172/jci78371>
- Bailey, C. J., Flatt, P. R., & Conlon, J. M. (2023). An update on peptide-based therapies for type 2 diabetes and obesity. *Peptides*, 161, 170939. <https://doi.org/10.1016/j.peptides.2023.170939>
- Bays, H. E., Kozlovski, P., Shao, Q., Proot, P., & Keefe, D. (2020). Licogliflozin, a Novel SGLT1 and 2 Inhibitor: Body Weight Effects in a Randomized Trial in Adults with Overweight or Obesity. *Obesity (Silver Spring)*, 28(5), 870-881. <https://doi.org/10.1002/oby.22764>
- Bays, H. E., Weinstein, R., Law, G., & Canovatchel, W. (2014). Canagliflozin: effects in overweight and obese subjects without diabetes mellitus. *Obesity (Silver Spring)*, 22(4), 1042-1049. <https://doi.org/10.1002/oby.20663>
- Blüher, M. (2019). Obesity: global epidemiology and pathogenesis. *Nat Rev Endocrinol*, 15(5), 288-298. <https://doi.org/10.1038/s41574-019-0176-8>



- Boland, M. L., Laker, R. C., Mather, K., Nawrocki, A., Oldham, S., Boland, B. B., Lewis, H., Conway, J., Naylor, J., Guionaud, S., Feigh, M., Veidal, S. S., Lantier, L., McGuinness, O. P., Grimsby, J., Rondinone, C. M., Jermutus, L., Larsen, M. R., Trevaskis, J. L., & Rhodes, C. J. (2020). Resolution of NASH and hepatic fibrosis by the GLP-1R/GcgR dual-agonist Cotadutide via modulating mitochondrial function and lipogenesis. *Nat Metab*, 2(5), 413-431. <https://doi.org/10.1038/s42255-020-0209-6>
- Boutari, C., Kokkorakis, M., Stefanakis, K., Valenzuela-Vallejo, L., Axarloglou, E., Volčanšek, Š., Chakhtoura, M., & Mantzoros, C. S. (2023). Recent research advances in metabolism, clinical and experimental. *Metabolism*, 149, 155722. <https://doi.org/10.1016/j.metabol.2023.155722>
- Boutari, C., & Mantzoros, C. S. (2022). A 2022 update on the epidemiology of obesity and a call to action: as its twin COVID-19 pandemic appears to be receding, the obesity and dysmetabolism pandemic continues to rage on. *Metabolism*, 133, 155217. <https://doi.org/10.1016/j.metabol.2022.155217>
- Boyle, C. N., Lutz, T. A., & Le Foll, C. (2018). Amylin - Its role in the homeostatic and hedonic control of eating and recent developments of amylin analogs to treat obesity. *Mol Metab*, 8, 203-210. <https://doi.org/10.1016/j.molmet.2017.11.009>
- Brouwers, B., Rao, G., Tang, Y., Rodríguez, Á., Glass, L. C., & Hartman, M. L. (2024). Incretin-based investigational therapies for the treatment of MASLD/MASH. *Diabetes Res Clin Pract*, 211, 111675. <https://doi.org/10.1016/j.diabres.2024.111675>
- Bruckbauer, A., Banerjee, J., Fu, L., Li, F., Cao, Q., Cui, X., Wu, R., Shi, H., Xue, B., & Zemel, M. B. (2016). A Combination of Leucine, Metformin, and Sildenafil Treats Nonalcoholic Fatty Liver Disease and Steatohepatitis in Mice. *Int J Hepatol*, 2016, 9185987. <https://doi.org/10.1155/2016/9185987>
- Bruckbauer, A., & Zemel, M. B. (2014). Synergistic effects of polyphenols and methylxanthines with Leucine on AMPK/Sirtuin-mediated metabolism in muscle cells and adipocytes. *PLoS One*, 9(2), e89166. <https://doi.org/10.1371/journal.pone.0089166>
- Butsch, W. S. (2015). Obesity medications: what does the future look like? *Curr Opin Endocrinol Diabetes Obes*, 22(5), 360-366. <https://doi.org/10.1097/med.0000000000000192>
- BYETTA, F. I. (2005). *BYETTA (exenatide) Injection Initial U.S. Approval: 2005*. [https://www.accessdata.fda.gov/drugsatfda\\_docs/label/2009/021773s9s11s18s22s25lbl.pdf](https://www.accessdata.fda.gov/drugsatfda_docs/label/2009/021773s9s11s18s22s25lbl.pdf)
- CDC. (2023). *National Health and Nutrition Examination Survey 2017-March 2020 Prepandemic Data Files-Development of Files and Prevalence Estimates for Selected Health Outcomes*. <https://www.cdc.gov/nchs/fastats/obesity-overweight.htm>
- Chakhtoura, M., Haber, R., Ghezzawi, M., Rhayem, C., Tcheroyan, R., & Mantzoros, C. S. (2023a). Pharmacotherapy of obesity: an update on the available medications and drugs under investigation. *EClinicalMedicine*, 58, 101882. <https://doi.org/10.1016/j.eclinm.2023.101882>
- Chakhtoura, M., Kokkorakis, M., Rhayem, R., Al Rifai, J., Ghezzawi, M., & Mantzoros, C. S. (2023b). *Drugs in the Pipeline for the Management of Obesity: A Systematic Review*. [https://www.crd.york.ac.uk/prospetro/display\\_record.php?ID=CRD42023428157](https://www.crd.york.ac.uk/prospetro/display_record.php?ID=CRD42023428157)
- Chakhtoura, M., & Mantzoros, C. S. (2023). Advances in physiology, design and development of novel medications changing the landscape of obesity pharmacotherapy. *Metabolism*, 142, 155531. <https://doi.org/10.1016/j.metabol.2023.155531>
- Chao, A. M., Tronieri, J. S., Amaro, A., & Wadden, T. A. (2022). Clinical Insight on Semaglutide for Chronic Weight Management in Adults: Patient Selection and Special Considerations. *Drug Des Devel Ther*, 16, 4449-4461. <https://doi.org/10.2147/dddt.S365416>

- Chung, S. S. (2015). A review of the efficacy and safety of extended-release topiramate in the adjunctive treatment for refractory partial-onset seizures. *Ther Adv Neurol Disord*, 8(3), 131-136. <https://doi.org/10.1177/1756285615578406>
- Conceição-Furber, E., Coskun, T., Sloop, K. W., & Samms, R. J. (2022). Is Glucagon Receptor Activation the Thermogenic Solution for Treating Obesity? *Front Endocrinol (Lausanne)*, 13, 868037. <https://doi.org/10.3389/fendo.2022.868037>
- Conte, C., Hall, K. D., & Klein, S. (2024). Is Weight Loss-Induced Muscle Mass Loss Clinically Relevant? *JAMA*, 332(1), 9-10. <https://doi.org/10.1001/jama.2024.6586>
- Cornier, M. A. (2022). A review of current guidelines for the treatment of obesity. *Am J Manag Care*, 28(15 Suppl), S288-s296. <https://doi.org/10.37765/ajmc.2022.89292>
- Coskun, T., Urva, S., Roell, W. C., Qu, H., Loghin, C., Moyers, J. S., O'Farrell, L. S., Briere, D. A., Sloop, K. W., Thomas, M. K., Pirro, V., Wainscott, D. B., Willard, F. S., Abernathy, M., Morford, L., Du, Y., Benson, C., Gimeno, R. E., Haupt, A., & Milicevic, Z. (2022). LY3437943, a novel triple glucagon, GIP, and GLP-1 receptor agonist for glycemic control and weight loss: From discovery to clinical proof of concept. *Cell Metab*, 34(9), 1234-1247.e1239. <https://doi.org/10.1016/j.cmet.2022.07.013>
- Das, A., Durrant, D., Salloum, F. N., Xi, L., & Kukreja, R. C. (2015). PDE5 inhibitors as therapeutics for heart disease, diabetes and cancer. *Pharmacol Ther*, 147, 12-21. <https://doi.org/10.1016/j.pharmthera.2014.10.003>
- DeFronzo, R. A. (2010). Insulin resistance, lipotoxicity, type 2 diabetes and atherosclerosis: the missing links. The Claude Bernard Lecture 2009. *Diabetologia*, 53(7), 1270-1287. <https://doi.org/10.1007/s00125-010-1684-1>
- Durrer Schutz, D., Busetto, L., Dicker, D., Farpour-Lambert, N., Pryke, R., Toplak, H., Widmer, D., Yumuk, V., & Schutz, Y. (2019). European Practical and Patient-Centred Guidelines for Adult Obesity Management in Primary Care. *Obes Facts*, 12(1), 40-66. <https://doi.org/10.1159/000496183>
- Eisenberg, D., Shikora, S. A., Aarts, E., Aminian, A., Angrisani, L., Cohen, R. V., De Luca, M., Faria, S. L., Goodpaster, K. P. S., Haddad, A., Himpens, J. M., Kow, L., Kurian, M., Loi, K., Mahawar, K., Nimeri, A., O'Kane, M., Papasavas, P. K., Ponce, J., . . . Kothari, S. N. (2022). 2022 American Society for Metabolic and Bariatric Surgery (ASMBS) and International Federation for the Surgery of Obesity and Metabolic Disorders (IFSO): Indications for Metabolic and Bariatric Surgery. *Surg Obes Relat Dis*, 18(12), 1345-1356. <https://doi.org/10.1016/j.soard.2022.08.013>
- Eisenberg, D., Shikora, S. A., Aarts, E., Aminian, A., Angrisani, L., Cohen, R. V., de Luca, M., Faria, S. L., Goodpaster, K. P. S., Haddad, A., Himpens, J. M., Kow, L., Kurian, M., Loi, K., Mahawar, K., Nimeri, A., O'Kane, M., Papasavas, P. K., Ponce, J., . . . Kothari, S. N. (2023). 2022 American Society of Metabolic and Bariatric Surgery (ASMBS) and International Federation for the Surgery of Obesity and Metabolic Disorders (IFSO) Indications for Metabolic and Bariatric Surgery. *Obes Surg*, 33(1), 3-14. <https://doi.org/10.1007/s11695-022-06332-1>
- Enebo, L. B., Berthelsen, K. K., Kankam, M., Lund, M. T., Rubino, D. M., Satyrganova, A., & Lau, D. C. W. (2021). Safety, tolerability, pharmacokinetics, and pharmacodynamics of concomitant administration of multiple doses of cagrilintide with semaglutide 2.4 mg for weight management: a randomised, controlled, phase 1b trial. *Lancet*, 397(10286), 1736-1748. [https://doi.org/10.1016/s0140-6736\(21\)00845-x](https://doi.org/10.1016/s0140-6736(21)00845-x)
- Finan, B., Yang, B., Ottaway, N., Smiley, D. L., Ma, T., Clemmensen, C., Chabenne, J., Zhang, L., Habegger, K. M., Fischer, K., Campbell, J. E., Sandoval, D., Seeley, R. J., Bleicher, K., Uhles, S., Riboulet, W., Funk, J., Hertel, C., Belli, S., . . . Tschöp, M. H. (2015). A rationally designed monomeric peptide triagonist corrects obesity and diabetes in rodents. *Nat Med*, 21(1), 27-36. <https://doi.org/10.1038/nm.3761>

- Fisman, E. Z., & Tenenbaum, A. (2021). The dual glucose-dependent insulinotropic polypeptide (GIP) and glucagon-like peptide-1 (GLP-1) receptor agonist tirzepatide: a novel cardiometabolic therapeutic prospect. *Cardiovasc Diabetol*, 20(1), 225. <https://doi.org/10.1186/s12933-021-01412-5>
- Frias, J. P., Deenadayalan, S., Erichsen, L., Knop, F. K., Lingvay, I., Macura, S., Mathieu, C., Pedersen, S. D., & Davies, M. (2023). Efficacy and safety of co-administered once-weekly cagrilintide 2.4 mg with once-weekly semaglutide 2.4 mg in type 2 diabetes: a multicentre, randomised, double-blind, active-controlled, phase 2 trial. *Lancet*, 402(10403), 720-730. [https://doi.org/10.1016/s0140-6736\(23\)01163-7](https://doi.org/10.1016/s0140-6736(23)01163-7)
- Fuhrman, B., Buch, S., Vaya, J., Belinky, P. A., Coleman, R., Hayek, T., & Aviram, M. (1997). Licorice extract and its major polyphenol glabridin protect low-density lipoprotein against lipid peroxidation: in vitro and ex vivo studies in humans and in atherosclerotic apolipoprotein E-deficient mice. *Am J Clin Nutr*, 66(2), 267-275. <https://doi.org/10.1093/ajcn/66.2.267>
- Gallwitz, B., & Giorgino, F. (2021). Clinical Perspectives on the Use of Subcutaneous and Oral Formulations of Semaglutide. *Front Endocrinol (Lausanne)*, 12, 645507. <https://doi.org/10.3389/fendo.2021.645507>
- Garvey, W. T. (2022). New Horizons. A New Paradigm for Treating to Target with Second-Generation Obesity Medications. *J Clin Endocrinol Metab*, 107(4), e1339-e1347. <https://doi.org/10.1210/clinem/dgab848>
- Garvey, W. T., Mechanick, J. I., Brett, E. M., Garber, A. J., Hurley, D. L., Jastreboff, A. M., Nadolsky, K., Pessah-Pollack, R., & Plodkowski, R. (2016). AMERICAN ASSOCIATION OF CLINICAL ENDOCRINOLOGISTS AND AMERICAN COLLEGE OF ENDOCRINOLOGY COMPREHENSIVE CLINICAL PRACTICE GUIDELINES FOR MEDICAL CARE OF PATIENTS WITH OBESITY. *Endocr Pract*, 22 Suppl 3, 1-203. <https://doi.org/10.4158/ep161365.GI>
- Gasbjerg, L. S., Bergmann, N. C., Stensen, S., Christensen, M. B., Rosenkilde, M. M., Holst, J. J., Nauck, M., & Knop, F. K. (2020). Evaluation of the incretin effect in humans using GIP and GLP-1 receptor antagonists. *Peptides*, 125, 170183. <https://doi.org/10.1016/j.peptides.2019.170183>
- Glass, J., Chaudhry, A., Zeeshan, M. S., & Ramzan, Z. (2019). New Era: Endoscopic treatment options in obesity-a paradigm shift. *World J Gastroenterol*, 25(32), 4567-4579. <https://doi.org/10.3748/wjg.v25.i32.4567>
- Gomez, G., & Stanford, F. C. (2018). US health policy and prescription drug coverage of FDA-approved medications for the treatment of obesity. *Int J Obes (Lond)*, 42(3), 495-500. <https://doi.org/10.1038/ijo.2017.287>
- Gregg, E. W., Jakicic, J. M., Blackburn, G., Bloomquist, P., Bray, G. A., Clark, J. M., Coday, M., Curtis, J. M., Egan, C., Evans, M., Foreyt, J., Foster, G., Hazuda, H. P., Hill, J. O., Horton, E. S., Hubbard, V. S., Jeffery, R. W., Johnson, K. C., Kitabchi, A. E., . . . Yanovski, S. Z. (2016). Association of the magnitude of weight loss and changes in physical fitness with long-term cardiovascular disease outcomes in overweight or obese people with type 2 diabetes: a post-hoc analysis of the Look AHEAD randomised clinical trial. *Lancet Diabetes Endocrinol*, 4(11), 913-921. [https://doi.org/10.1016/s2213-8587\(16\)30162-0](https://doi.org/10.1016/s2213-8587(16)30162-0)
- Grunvald, E., Shah, R., Hernaez, R., Chandar, A. K., Pickett-Blakely, O., Teigen, L. M., Harindhanavudhi, T., Sultan, S., Singh, S., & Davitkov, P. (2022). AGA Clinical Practice Guideline on Pharmacological Interventions for Adults With Obesity. *Gastroenterology*, 163(5), 1198-1225. <https://doi.org/10.1053/j.gastro.2022.08.045>
- Guo, W., Xu, Z., Zou, H., Li, F., Li, Y., Feng, J., Zhu, Z., Zheng, Q., Zhu, R., Wang, B., Li, Y., Hao, S., Qin, H., Jones, C. L., Adegbite, E., Telusca, L., Fenaux, M., Zhong, W., Junaidi, M. K., . . . Pan, H. (2023). Discovery of ecnoglutide - A novel, long-acting, cAMP-biased

- glucagon-like peptide-1 (GLP-1) analog. *Mol Metab*, 75, 101762. <https://doi.org/10.1016/j.molmet.2023.101762>
- Halpern, B., Oliveira, E. S., Faria, A. M., Halpern, A., Melo, M. E., Cercato, C., & Mancini, M. C. (2010). Combinations of drugs in the Treatment of Obesity. *Pharmaceuticals (Basel)*, 3(8), 2398-2415. <https://doi.org/10.3390/ph3082398>
- Hammoud, R., & Drucker, D. J. (2023). Beyond the pancreas: contrasting cardiometabolic actions of GIP and GLP1. *Nat Rev Endocrinol*, 19(4), 201-216. <https://doi.org/10.1038/s41574-022-00783-3>
- Hare, K. J. (2010). Role of GLP-1 induced glucagon suppression in type 2 diabetes mellitus. *Dan Med Bull*, 57(9), B4181.
- Haseeb, M., Chhatwal, J., Xiao, J., Jirapinyo, P., & Thompson, C. C. (2024). Semaglutide vs Endoscopic Sleeve Gastroplasty for Weight Loss. *JAMA Netw Open*, 7(4), e246221. <https://doi.org/10.1001/jamanetworkopen.2024.6221>
- Hayes, M. R., Borner, T., & De Jonghe, B. C. (2021). The Role of GIP in the Regulation of GLP-1 Satiety and Nausea. *Diabetes*, 70(9), 1956-1961. <https://doi.org/10.2337/dbi21-0004>
- He, Y. L., Haynes, W., Meyers, C. D., Amer, A., Zhang, Y., Mahling, P., Mendonza, A. E., Ma, S., Chutkow, W., & Bachman, E. (2019). The effects of licogliflozin, a dual SGLT1/2 inhibitor, on body weight in obese patients with or without diabetes. *Diabetes Obes Metab*, 21(6), 1311-1321. <https://doi.org/10.1111/dom.13654>
- Højberg, P. V., Vilsbøll, T., Rabøl, R., Knop, F. K., Bache, M., Krarup, T., Holst, J. J., & Madsbad, S. (2009). Four weeks of near-normalisation of blood glucose improves the insulin response to glucagon-like peptide-1 and glucose-dependent insulinotropic polypeptide in patients with type 2 diabetes. *Diabetologia*, 52(2), 199-207. <https://doi.org/10.1007/s00125-008-1195-5>
- Hollander, P., Bays, H. E., Rosenstock, J., Frustaci, M. E., Fung, A., Vercruyse, F., & Erond, N. (2017). Coadministration of Canagliflozin and Phentermine for Weight Management in Overweight and Obese Individuals Without Diabetes: A Randomized Clinical Trial. *Diabetes Care*, 40(5), 632-639. <https://doi.org/10.2337/dc16-2427>
- Holmbäck, U., Forslund, A., Grudén, S., Alderborn, G., Söderhäll, A., Hellström, P. M., & Lennernäs, H. (2020). Effects of a novel combination of orlistat and acarbose on tolerability, appetite, and glucose metabolism in persons with obesity. *Obes Sci Pract*, 6(3), 313-323. <https://doi.org/10.1002/osp4.405>
- Holmbäck, U., Grudén, S., Litorp, H., Willhems, D., Kuusk, S., Alderborn, G., Söderhäll, A., & Forslund, A. (2022). Effects of a novel weight-loss combination product containing orlistat and acarbose on obesity: A randomized, placebo-controlled trial. *Obesity (Silver Spring)*, 30(11), 2222-2232. <https://doi.org/10.1002/oby.23557>
- Holst, J. J., Albrechtsen, N. J. W., Gabe, M. B. N., & Rosenkilde, M. M. (2018). Oxyntomodulin: Actions and role in diabetes. *Peptides*, 100, 48-53. <https://doi.org/10.1016/j.peptides.2017.09.018>
- Hope, D. C. D., Hinds, C. E., Lopes, T., Vincent, M. L., Shrewsbury, J. V., Yu, A. T. C., Davies, I., Scott, R., Jones, B., Murphy, K. G., Minnion, J. S., Sardini, A., Carling, D., Lutz, T. A., Bloom, S. R., Tan, T. M. M., & Owen, B. M. (2022). Hypoaminoacidemia underpins glucagon-mediated energy expenditure and weight loss. *Cell Rep Med*, 3(11), 100810. <https://doi.org/10.1016/j.xcrm.2022.100810>
- Hope, D. C. D., Vincent, M. L., & Tan, T. M. M. (2021). Striking the Balance: GLP-1/Glucagon Co-Agonism as a Treatment Strategy for Obesity. *Front Endocrinol (Lausanne)*, 12, 735019. <https://doi.org/10.3389/fendo.2021.735019>
- Hussain, A., & Farzam, K. (2024). Setmelanotide. In *StatPearls*. StatPearls Publishing
- Copyright © 2024, StatPearls Publishing LLC.
- Jastreboff, A. M., Aronne, L. J., Ahmad, N. N., Wharton, S., Connery, L., Alves, B., Kiyosue, A., Zhang, S., Liu, B., Bunck, M. C., & Stefanski, A. (2022). Tirzepatide Once Weekly for the

- Treatment of Obesity. *New England Journal of Medicine*, 387(3), 205-216. <https://doi.org/doi:10.1056/NEJMoa2206038>
- Jastreboff, A. M., Kaplan, L. M., Frías, J. P., Wu, Q., Du, Y., Gurbuz, S., Coskun, T., Haupt, A., Milicevic, Z., & Hartman, M. L. (2023). Triple-Hormone-Receptor Agonist Retatrutide for Obesity - A Phase 2 Trial. *N Engl J Med*, 389(6), 514-526. <https://doi.org/10.1056/NEJMoa2301972>
- Jensen, M. D., Ryan, D. H., Apovian, C. M., Ard, J. D., Comuzzie, A. G., Donato, K. A., Hu, F. B., Hubbard, V. S., Jakicic, J. M., Kushner, R. F., Loria, C. M., Millen, B. E., Nonas, C. A., Pi-Sunyer, F. X., Stevens, J., Stevens, V. J., Wadden, T. A., Wolfe, B. M., Yanovski, S. Z., . . . Tomaselli, G. F. (2014). 2013 AHA/ACC/TOS guideline for the management of overweight and obesity in adults: a report of the American College of Cardiology/American Heart Association Task Force on Practice Guidelines and The Obesity Society. *Circulation*, 129(25 Suppl 2), S102-138. <https://doi.org/10.1161/01.cir.0000437739.71477.ee>
- Ji, L., Gao, L., Jiang, H., Yang, J., Yu, L., Wen, J., Cai, C., Deng, H., Feng, L., Song, B., Ma, Q., & Qian, L. (2022). Safety and efficacy of a GLP-1 and glucagon receptor dual agonist mazdutide (IBI362) 9 mg and 10 mg in Chinese adults with overweight or obesity: A randomised, placebo-controlled, multiple-ascending-dose phase 1b trial. *EClinicalMedicine*, 54, 101691. <https://doi.org/10.1016/j.eclinm.2022.101691>
- Ji, L., Jiang, H., An, P., Deng, H., Liu, M., Li, L., Feng, L., Song, B., Han-Zhang, H., Ma, Q., & Qian, L. (2021). IBI362 (LY3305677), a weekly-dose GLP-1 and glucagon receptor dual agonist, in Chinese adults with overweight or obesity: A randomised, placebo-controlled, multiple ascending dose phase 1b study. *EClinicalMedicine*, 39, 101088. <https://doi.org/10.1016/j.eclinm.2021.101088>
- Ji, L., Jiang, H., Cheng, Z., Qiu, W., Liao, L., Zhang, Y., Li, X., Pang, S., Zhang, L., Chen, L., Yang, T., Li, Y., Qu, S., Wen, J., Gu, J., Deng, H., Wang, Y., Li, L., Han-Zhang, H., . . . Qian, L. (2023). A phase 2 randomised controlled trial of mazdutide in Chinese overweight adults or adults with obesity. *Nat Commun*, 14(1), 8289. <https://doi.org/10.1038/s41467-023-44067-4>
- Kanj, A., & Levine, D. (2020). Overcoming obesity: Weight-loss drugs are underused. *Cleve Clin J Med*, 87(10), 602-604. <https://doi.org/10.3949/ccjm.87a.19102>
- Kasichayanula, S., Liu, X., Lacreata, F., Griffen, S. C., & Boulton, D. W. (2014). Clinical pharmacokinetics and pharmacodynamics of dapagliflozin, a selective inhibitor of sodium-glucose co-transporter type 2. *Clin Pharmacokinet*, 53(1), 17-27. <https://doi.org/10.1007/s40262-013-0104-3>
- Kaul. (2012). *FDA's Challenge for Approval of Obesity Drugs: Navigating Between Scylla and Charybdis*. American College of Cardiology. <https://www.acc.org/latest-in-cardiology/articles/2012/07/16/09/53/challenge-for-approval-of-obesity>
- Kelley, C. P., Sbrocco, G., & Sbrocco, T. (2016). Behavioral Modification for the Management of Obesity. *Prim Care*, 43(1), 159-175, x. <https://doi.org/10.1016/j.pop.2015.10.004>
- Kim, D. D., Krishnarajah, J., Lillioja, S., de Looze, F., Marjason, J., Proietto, J., Shakib, S., Stuckey, B. G. A., Vath, J. E., & Hughes, T. E. (2015). Efficacy and safety of beloranib for weight loss in obese adults: a randomized controlled trial. *Diabetes Obes Metab*, 17(6), 566-572. <https://doi.org/10.1111/dom.12457>
- Klein, T., Augustin, R., & Hennige, A. M. (2024). Perspectives in weight control in diabetes - Survodutide. *Diabetes Res Clin Pract*, 207, 110779. <https://doi.org/10.1016/j.diabres.2023.110779>
- Knop, F. K., Aroda, V. R., do Vale, R. D., Holst-Hansen, T., Laursen, P. N., Rosenstock, J., Rubino, D. M., & Garvey, W. T. (2023). Oral semaglutide 50 mg taken once per day in adults with overweight or obesity (OASIS 1): a randomised, double-blind, placebo-

- controlled, phase 3 trial. *Lancet*, 402(10403), 705-719. [https://doi.org/10.1016/s0140-6736\(23\)01185-6](https://doi.org/10.1016/s0140-6736(23)01185-6)
- Kokkorakis, M., Boutari, C., Hill, M. A., Kotsis, V., Loomba, R., Sanyal, A. J., & Mantzoros, C. S. (2024a). Resmetirom, the first approved drug for the management of metabolic dysfunction-associated steatohepatitis: Trials, opportunities, and challenges. *Metabolism*, 154, 155835. <https://doi.org/10.1016/j.metabol.2024.155835>
- Kokkorakis, M., Boutari, C., Katsiki, N., & Mantzoros, C. S. (2023b). From non-alcoholic fatty liver disease (NAFLD) to steatotic liver disease (SLD): an ongoing journey towards refining the terminology for this prevalent metabolic condition and unmet clinical need. *Metabolism*, 147, 155664. <https://doi.org/10.1016/j.metabol.2023.155664>
- Kokkorakis, M., Katsarou, A., Katsiki, N., & Mantzoros, C. S. (2023a). Milestones in the journey towards addressing obesity; Past trials and triumphs, recent breakthroughs, and an exciting future in the era of emerging effective medical therapies and integration of effective medical therapies with metabolic surgery. *Metabolism*, 148, 155689. <https://doi.org/10.1016/j.metabol.2023.155689>
- Kokkorakis, M., Muzurović, E., Volčanšek, Š., Chakhtoura, M., Hill, M. A., Mikhailidis, D. P., & Mantzoros, C. S. (2024b). Steatotic Liver Disease: Pathophysiology and Emerging Pharmacotherapies. *Pharmacol Rev*, 76(3), 454-499. <https://doi.org/10.1124/pharmrev.123.001087>
- Koliaki, C., Dalamaga, M., & Liatis, S. (2023). Update on the Obesity Epidemic: After the Sudden Rise, Is the Upward Trajectory Beginning to Flatten? *Curr Obes Rep*. <https://doi.org/10.1007/s13679-023-00527-y>
- Kosiborod, M. N., Abildstrøm, S. Z., Borlaug, B. A., Butler, J., Rasmussen, S., Davies, M., Hovingh, G. K., Kitzman, D. W., Lindegaard, M. L., Møller, D. V., Shah, S. J., Treppendahl, M. B., Verma, S., Abhayaratna, W., Ahmed, F. Z., Chopra, V., Ezekowitz, J., Fu, M., Ito, H., . . . Petrie, M. C. (2023). Semaglutide in Patients with Heart Failure with Preserved Ejection Fraction and Obesity. *N Engl J Med*, 389(12), 1069-1084. <https://doi.org/10.1056/NEJMoa2306963>
- Kyle, T. K., Dhurandhar, E. J., & Allison, D. B. (2016). Regarding Obesity as a Disease: Evolving Policies and Their Implications. *Endocrinol Metab Clin North Am*, 45(3), 511-520. <https://doi.org/10.1016/j.ecl.2016.04.004>
- Larsson, S. C., Spyrou, N., & Mantzoros, C. S. (2022). Body fatness associations with cancer: evidence from recent epidemiological studies and future directions. *Metabolism*, 137, 155326. <https://doi.org/10.1016/j.metabol.2022.155326>
- Lau, D. C. W., Erichsen, L., Francisco, A. M., Satyrganova, A., le Roux, C. W., McGowan, B., Pedersen, S. D., Pietiläinen, K. H., Rubino, D., & Batterham, R. L. (2021). Once-weekly cagrilintide for weight management in people with overweight and obesity: a multicentre, randomised, double-blind, placebo-controlled and active-controlled, dose-finding phase 2 trial. *Lancet*, 398(10317), 2160-2172. [https://doi.org/10.1016/s0140-6736\(21\)01751-7](https://doi.org/10.1016/s0140-6736(21)01751-7)
- le Roux, C. W., Steen, O., Lucas, K. J., Startseva, E., Unseld, A., & Hennige, A. M. (2024). Glucagon and GLP-1 receptor dual agonist survodutide for obesity: a randomised, double-blind, placebo-controlled, dose-finding phase 2 trial. *Lancet Diabetes Endocrinol*, 12(3), 162-173. [https://doi.org/10.1016/s2213-8587\(23\)00356-x](https://doi.org/10.1016/s2213-8587(23)00356-x)
- Li, Y., Cheng, Z., Lu, W., Li, P., Jiang, H., Yang, J., Xu, J., Zhang, C., Zhang, L., Wang, Y., Bian, F., Guo, W., Yu, X., Chen, X., Zhao, D., Feng, B., Qu, S., Qin, J., Zhang, Y., . . . Mu, Y. (2024). Efficacy of noii glutide injection on body weight in obese Chinese adults without diabetes: A multicentre, randomized, double-blind, placebo-controlled, phase 2 trial. *Diabetes Obes Metab*, 26(3), 1057-1068. <https://doi.org/10.1111/dom.15407>
- Lincoff, A. M., Brown-Frandsen, K., Colhoun, H. M., Deanfield, J., Emerson, S. S., Esbjerg, S., Hardt-Lindberg, S., Hovingh, G. K., Kahn, S. E., Kushner, R. F., Lingvay, I., Oral, T. K., Michelsen, M. M., Plutzky, J., Tornøe, C. W., & Ryan, D. H. (2023). Semaglutide and

- Cardiovascular Outcomes in Obesity without Diabetes. *New England Journal of Medicine*, 389(24), 2221-2232. <https://doi.org/10.1056/NEJMoa2307563>
- Lingvay, I., Cohen, R. V., Roux, C. W. L., & Sumithran, P. (2024). Obesity in adults. *Lancet*. [https://doi.org/10.1016/s0140-6736\(24\)01210-8](https://doi.org/10.1016/s0140-6736(24)01210-8)
- Liu, D., Huang, Y., Huang, C., Yang, S., Wei, X., Zhang, P., Guo, D., Lin, J., Xu, B., Li, C., He, H., He, J., Liu, S., Shi, L., Xue, Y., & Zhang, H. (2022). Calorie Restriction with or without Time-Restricted Eating in Weight Loss. *N Engl J Med*, 386(16), 1495-1504. <https://doi.org/10.1056/NEJMoa2114833>
- Lundkvist, P., Sjöström, C. D., Amini, S., Pereira, M. J., Johnsson, E., & Eriksson, J. W. (2017). Dapagliflozin once-daily and exenatide once-weekly dual therapy: A 24-week randomized, placebo-controlled, phase II study examining effects on body weight and prediabetes in obese adults without diabetes. *Diabetes Obes Metab*, 19(1), 49-60. <https://doi.org/10.1111/dom.12779>
- Lv, J., Guo, L., Wang, R., & Chen, J. (2023). Efficacy and Safety of Sodium-Glucose Cotransporter-2 Inhibitors in Nondiabetic Patients with Chronic Kidney Disease: A Review of Recent Evidence. *Kidney Dis (Basel)*, 9(5), 326-341. <https://doi.org/10.1159/000530395>
- McIver, L. A., Preuss, C. V., & Tripp, J. (2023). Acarbose. *StatPearls*. <https://www.ncbi.nlm.nih.gov/books/NBK493214/>
- Melson, E., Ashraf, U., Papamargaritis, D., & Davies, M. J. (2024). What is the pipeline for future medications for obesity? *Int J Obes (Lond)*. <https://doi.org/10.1038/s41366-024-01473-y>
- Müller, T. D., Clemmensen, C., Finan, B., DiMarchi, R. D., & Tschöp, M. H. (2018). Anti-Obesity Therapy: from Rainbow Pills to Polyagonists. *Pharmacol Rev*, 70(4), 712-746. <https://doi.org/10.1124/pr.117.014803>
- Myasoedova, V. A., Parisi, V., Moschetta, D., Valerio, V., Conte, M., Massaiu, I., Bozzi, M., Celeste, F., Leosco, D., Iaccarino, G., Genovese, S., & Poggio, P. (2023). Efficacy of cardiometabolic drugs in reduction of epicardial adipose tissue: a systematic review and meta-analysis. *Cardiovasc Diabetol*, 22(1), 23. <https://doi.org/10.1186/s12933-023-01738-2>
- Nair, K. S. (1987). Hyperglucagonemia increases resting metabolic rate in man during insulin deficiency. *J Clin Endocrinol Metab*, 64(5), 896-901. <https://doi.org/10.1210/jcem-64-5-896>
- Nauck, M., Stöckmann, F., Ebert, R., & Creutzfeldt, W. (1986b). Reduced incretin effect in type 2 (non-insulin-dependent) diabetes. *Diabetologia*, 29(1), 46-52. <https://doi.org/10.1007/bf02427280>
- Nauck, M. A., Homberger, E., Siegel, E. G., Allen, R. C., Eaton, R. P., Ebert, R., & Creutzfeldt, W. (1986a). Incretin effects of increasing glucose loads in man calculated from venous insulin and C-peptide responses. *J Clin Endocrinol Metab*, 63(2), 492-498. <https://doi.org/10.1210/jcem-63-2-492>
- NCT01351753. *Drug Therapy Induced Weight Loss to Improve Blood Vessel Function in Subjects With Obesity (REVIVE)*. Retrieved December 2023 from <https://clinicaltrials.gov/study/NCT01351753>
- NCT01540864. *A Safety and Efficacy Study of HPP404 on Weight Loss in Overweight or Obese Subjects*. Retrieved December 2023 from <https://clinicaltrials.gov/study/NCT01540864>
- NCT01749137. *Phase 2 Study to Evaluate Safety and Efficacy of RM-493 in Obese Participants*. Retrieved December 2023 from <https://clinicaltrials.gov/study/NCT01749137>
- NCT02041195. *Phase 1b/2a Study to Evaluate Safety and Efficacy of Setmelanotide in Obese Patients*. Retrieved December 2023 from <https://clinicaltrials.gov/study/NCT02041195>

- NCT03051451. *Fixed Dose Combination of Fluoxetine and Metformin in the Management of Overweight and Obesity (Metfluo)*. Retrieved July 2024 from <https://clinicaltrials.gov/study/NCT03051451>
- NCT04667377. *A Study to Test Whether Different Doses of BI 456906 Help People With Overweight or Obesity to Lose Weight*. Retrieved December 2023 from <https://clinicaltrials.gov/study/NCT04667377>
- NCT04707313. *A Study to Evaluate the Efficacy and Safety of PF-06882961 in Adults With Obesity*. Retrieved December 2023 from <https://clinicaltrials.gov/study/NCT04707313>
- NCT04771273. *A Study to Test Safety and Efficacy of BI456906 in Adults With Non-alcoholic Steatohepatitis (NASH) and Fibrosis (F1-F3)*. Retrieved May 2024 from <https://classic.clinicaltrials.gov/ct2/show/NCT04771273>
- NCT04904913. *A Study of IBI362 Evaluating Weight Loss in Obese and Overweight Chinese Subjects*. Retrieved December 2023 from <https://clinicaltrials.gov/study/NCT04904913>
- NCT04969939. *A Research Study to Investigate How Well NNC0165-1875 in Combination With Semaglutide Works in People With Obesity*. Retrieved December 2023 from <https://clinicaltrials.gov/study/NCT04969939>
- NCT04982575. *Research Study to Look at How Well Cagrilintide Together With Semaglutide Works in People With Type 2 Diabetes*. Retrieved May 2024 from <https://classic.clinicaltrials.gov/ct2/show/NCT04982575>
- NCT05035095. *Research Study to Investigate How Well Semaglutide Tablets Taken Once Daily Work in People Who Are Overweight or Living With Obesity (OASIS 1)*. Retrieved December 2023 from <https://clinicaltrials.gov/study/NCT05035095>
- NCT05111912. *Effects of XW003 Versus Liraglutide on Body Weight of Adult Participants With Obesity*. Retrieved December 2023 from <https://clinicaltrials.gov/study/NCT05111912>
- NCT05121441. *Study to Evaluate ARD-101 in Adults With Obesity*. Retrieved December 2023 from <https://clinicaltrials.gov/study/NCT05121441>
- NCT05197556. *A Study to Evaluate the Safety and Efficacy of HSG4112 in Overweight and Obese Patients*. Retrieved December 2023 from <https://clinicaltrials.gov/study/NCT05197556>
- NCT05199090. *Study to Assess Safety, Tolerability and Efficacy of SC Administered MBL949 in Obese Participants With or Without T2DM*. Retrieved December 2023 from <https://clinicaltrials.gov/study/NCT05199090>
- NCT05209984. *A Phase 3, Double-blind/Double-dummy, Safety/Efficacy/Superiority of Sibutramine/Topiramate XR in Adults With Overweight (UNLIMITED)*. Retrieved December 2023 from <https://clinicaltrials.gov/study/NCT05209984>
- NCT05295875. *Efficacy and Safety of ALT-801 in the Treatment of Obesity*. Retrieved December 2023 from <https://clinicaltrials.gov/study/NCT05295875>
- NCT05299697. *A Study of TG103 Injection in Overweight or Obesity*. Retrieved December 2023 from <https://clinicaltrials.gov/study/NCT05299697>
- NCT05567796. *A Research Study to See How Well CagriSema Helps People With Excess Body Weight Lose Weight (REDEFINE 1)*. Retrieved December 2023 from <https://clinicaltrials.gov/study/NCT05567796>
- NCT05579977. *Trial to Learn About the Study Medicine (PF-07081532) and Rybelsus in People With Type 2 Diabetes and Separately PF-07081532 in People With Obesity*. Retrieved December 2023 from <https://clinicaltrials.gov/study/NCT05579977>
- NCT05607680. *A Study of IBI362 in Participants With Obesity or Overweight*. Retrieved December 2023 from <https://clinicaltrials.gov/study/NCT05607680>
- NCT05616013. *Safety and Efficacy of Bimagrumb and Semaglutide in Adults Who Are Overweight or Obese*. Retrieved December 2023 from <https://clinicaltrials.gov/study/NCT05616013>



- NCT05669599. *Dose-ranging Study to Evaluate the Efficacy, Safety, and Tolerability of AMG 133 in Adult Participants With Overweight or Obesity, With or Without Type 2 Diabetes Mellitus*. Retrieved December 2023 from <https://clinicaltrials.gov/study/NCT05669599>
- NCT05669755. *REDEFINE 3: A Research Study to See the Effects of CagriSema in People Living With Diseases in the Heart and Blood Vessels (REDEFINE 3)*. Retrieved May 2024 from <https://classic.clinicaltrials.gov/ct2/show/NCT05669755>
- NCT05788601. *Dapiglutide for the Treatment of Obesity (DREAM)*. Retrieved December 2023 from <https://clinicaltrials.gov/study/NCT05788601>
- NCT05813795. *A Phase 3 Study to Evaluate the Efficacy of XW003 in Adults With Overweight or Obesity*. Retrieved December 2023 from <https://clinicaltrials.gov/study/NCT05813795>
- NCT05813925. *A Research Study to See How Well CagriSema Helps People in East Asia With Excess Body Weight Lose Weight*. Retrieved December 2023 from <https://clinicaltrials.gov/study/NCT05813925>
- NCT05869903. *A Study of Orforglipron (LY3502970) in Adult Participants With Obesity or Overweight With Weight-Related Comorbidities (ATTAIN-1)*. Retrieved December 2023 from <https://clinicaltrials.gov/study/NCT05869903>
- NCT05881837. *Efficacy and Safety of HRS9531 Injection in Obese Subjects Without Diabetes*. Retrieved December 2023 from <https://clinicaltrials.gov/study/NCT05881837>
- NCT05882045. *A Study of Retatrutide (LY3437943) in Participants With Obesity and Cardiovascular Disease (TRIUMPH-3)*. Retrieved May 2024 from <https://classic.clinicaltrials.gov/ct2/show/NCT05882045>
- NCT05925114. *Safety and Efficacy Study of S-309309 in Obese Adults*. Retrieved December 2023 from <https://clinicaltrials.gov/study/NCT05925114>
- NCT05929066. *A Study of Retatrutide (LY3437943) in Participants Who Have Obesity or Overweight (TRIUMPH-1)*. Retrieved December 2023 from <https://clinicaltrials.gov/study/NCT05929066>
- NCT05931380. *A Study of Once-Daily Oral Orforglipron (LY3502970) in Japanese Adult Participants With Obesity Disease (ATTAIN-J)*. Retrieved December 2023 from <https://clinicaltrials.gov/study/NCT05931380>
- NCT05934110. *Study Exploring the Supportive Effect of Acarbose in Weight Management*. Retrieved December 2023 from <https://clinicaltrials.gov/study/NCT05934110>
- NCT05996848. *A Research Study to See How Well CagriSema Helps People in China With Excess Body Weight Lose Weight (REDEFINE 6)*. Retrieved December 2023 from <https://clinicaltrials.gov/study/NCT05996848>
- NCT05997576. *A Study of TG103 Injection in Non-diabetic Overweight or Obesity*. Retrieved December 2023 from <https://clinicaltrials.gov/study/NCT05997576>
- NCT06000462. *The Effect of Dapagliflozin on Weight Loss in Obese Adults Without Diabetes (DAPA-ANDO)*. Retrieved December 2023 from <https://clinicaltrials.gov/study/NCT06000462>
- NCT06019559. *A Study to Evaluate the Safety, Tolerability, and Weight Loss Efficacy of K-757 Alone and in Combination With K-833*. Retrieved December 2023 from <https://clinicaltrials.gov/study/NCT06019559>
- NCT06054698. *Efficacy and Safety of HRS9531 Injections in Overweight or Obese Subjects*. Retrieved December 2023 from <https://clinicaltrials.gov/study/NCT06054698>
- NCT06066515. *A Study to Test Whether BI 456906 Helps People Living With Overweight or Obesity Who do Not Have Diabetes to Lose Weight (SYNCHRONIZE™-1)*. Retrieved December 2023 from <https://clinicaltrials.gov/study/NCT06066515>
- NCT06068946. *VK2735 for Weight Management Phase 2 (VENTURE)*. Retrieved December 2023 from <https://clinicaltrials.gov/study/NCT06068946>

- NCT06077864. *A Study to Test the Effect of Survodutide (BI 456906) on Cardiovascular Safety in People With Overweight or Obesity (SYNCHRONIZE™ - CVOT)*. Retrieved May 2024 from <https://classic.clinicaltrials.gov/ct2/show/NCT06077864>
- NCT06118021. *A Study of HS-20094 Evaluating Weight Loss in Obese and Overweight Chinese Subjects*. Retrieved December 2023 from <https://clinicaltrials.gov/study/NCT06118021>
- NCT06124807. *A Study of LY3305677 Compared With Placebo in Adult Participants With Obesity or Overweight*. Retrieved December 2023 from <https://clinicaltrials.gov/study/NCT06124807>
- NCT06131437. *A Research Study to See How Well CagriSema Compared to Tirzepatide Helps People With Obesity Lose Weight*. Retrieved December 2023 from <https://clinicaltrials.gov/study/NCT06131437>
- NCT06164873. *A Study of IBI362 9 mg in Chinese Adults With Obesity*. Retrieved December 2023 from <https://clinicaltrials.gov/study/NCT06164873>
- NCT06299098. *A Study to Test if Trevogrumab or Trevogrumab With Garetosmab When Taken With Semaglutide is Safe and How Well They Work in Adult Patients With Obesity for Weight Loss and Fat Loss (COURAGE)*. Retrieved August 2024 from <https://clinicaltrials.gov/study/NCT06299098>
- Nichols, G. A., Horberg, M., Koebnick, C., Young, D. R., Waitzfelder, B., Sherwood, N. E., Daley, M. F., & Ferrara, A. (2017). Cardiometabolic Risk Factors Among 1.3 Million Adults With Overweight or Obesity, but Not Diabetes, in 10 Geographically Diverse Regions of the United States, 2012-2013. *Prev Chronic Dis*, 14, E22. <https://doi.org/10.5888/pcd14.160438>
- NovoCare®. (2021). *Wegovy® semaglutide injection 2.4 mg*. Novo Nordisk®. <https://www.novocare.com/obesity/products/wegovy/let-us-help/explaining-list-price.html>
- Okati-Aliabad, H., Ansari-Moghaddam, A., Kargar, S., & Jabbari, N. (2022). Prevalence of Obesity and Overweight among Adults in the Middle East Countries from 2000 to 2020: A Systematic Review and Meta-Analysis. *J Obes*, 2022, 8074837. <https://doi.org/10.1155/2022/8074837>
- Olateju, I. V., Ogwu, D., Owolabi, M. O., Azode, U., Osula, F., Okeke, R., & Akabalu, I. (2021). Role of Behavioral Interventions in the Management of Obesity. *Cureus*, 13(9), e18080. <https://doi.org/10.7759/cureus.18080>
- Parker, V. E. R., Robertson, D., Wang, T., Hornigold, D. C., Petrone, M., Cooper, A. T., Posch, M. G., Heise, T., Plum-Moerschel, L., Schlichthaar, H., Klaus, B., Amberly, P. D., Meier, J. J., & Hirshberg, B. (2020). Efficacy, Safety, and Mechanistic Insights of Cotadutide, a Dual Receptor Glucagon-Like Peptide-1 and Glucagon Agonist. *J Clin Endocrinol Metab*, 105(3). <https://doi.org/10.1210/clinem/dgz047>
- Pearl, N. Z., Babin, C. P., Catalano, N. T., Blake, J. C., Ahmadzadeh, S., Shekoohi, S., & Kaye, A. D. (2023). Narrative Review of Topiramate: Clinical Uses and Pharmacological Considerations. *Adv Ther*, 40(9), 3626-3638. <https://doi.org/10.1007/s12325-023-02586-y>
- Perakakis, N., Mougios, V., Fatouros, I., Siopi, A., Draganidis, D., Peradze, N., Ghaly, W., & Mantzoros, C. S. (2018). Physiology of Activins/Follistatins: Associations With Metabolic and Anthropometric Variables and Response to Exercise. *J Clin Endocrinol Metab*, 103(10), 3890-3899. <https://doi.org/10.1210/jc.2018-01056>
- Pereira, M. J., & Eriksson, J. W. (2019). Emerging Role of SGLT-2 Inhibitors for the Treatment of Obesity. *Drugs*, 79(3), 219-230. <https://doi.org/10.1007/s40265-019-1057-0>
- Powell-Wiley, T. M., Poirier, P., Burke, L. E., Després, J. P., Gordon-Larsen, P., Lavie, C. J., Lear, S. A., Ndumele, C. E., Neeland, I. J., Sanders, P., & St-Onge, M. P. (2021). Obesity and Cardiovascular Disease: A Scientific Statement From the American Heart

- Association. *Circulation*, 143(21), e984-e1010. <https://doi.org/10.1161/cir.0000000000000973>
- Pratley, R. E., Kang, J., Trautmann, M. E., Hompesch, M., Han, O., Stewart, J., Sorli, C. H., Jacob, S., & Yoon, K. H. (2019). Body weight management and safety with efpeglenatide in adults without diabetes: A phase II randomized study. *Diabetes Obes Metab*, 21(11), 2429-2439. <https://doi.org/10.1111/dom.13824>
- Pratt, E., Ma, X., Liu, R., Robins, D., Coskun, T., Sloop, K. W., Haupt, A., & Benson, C. (2023). Orforglipron (LY3502970), a novel, oral non-peptide glucagon-like peptide-1 receptor agonist: A Phase 1b, multicentre, blinded, placebo-controlled, randomized, multiple-ascending-dose study in people with type 2 diabetes. *Diabetes Obes Metab*, 25(9), 2642-2649. <https://doi.org/10.1111/dom.15150>
- Quante, M., Thate-Waschke, I., & Schofer, M. (2012). [What are the reasons for patient preference? A comparison between oral and subcutaneous administration]. *Z Orthop Unfall*, 150(4), 397-403. <https://doi.org/10.1055/s-0031-1298347> (Was sind die Gründe der Patientenpräferenz? Vergleich von oraler und subkutaner Darreichungsform.)
- Rebello, C. J., Zemel, M. B., Kolterman, O., Fleming, G. A., & Greenway, F. L. (2021). Leucine and Sildenafil Combination Therapy Reduces Body Weight and Metformin Enhances the Effect at Low Dose: A Randomized Controlled Trial. *Am J Ther*, 28(1), e1-e13. <https://doi.org/10.1097/mjt.0000000000001303>
- Rena, G., Hardie, D. G., & Pearson, E. R. (2017). The mechanisms of action of metformin. *Diabetologia*, 60(9), 1577-1585. <https://doi.org/10.1007/s00125-017-4342-z>
- Rix, I., Nexøe-Larsen, C., Bergmann, N. C., Lund, A., & Knop, F. K. (2000). Glucagon Physiology. In K. R. Feingold, B. Anawalt, M. R. Blackman, A. Boyce, G. Chrousos, E. Corpas, W. W. de Herder, K. Dhatariya, K. Dungan, J. Hofland, S. Kalra, G. Kaltsas, N. Kapoor, C. Koch, P. Kopp, M. Korbonits, C. S. Kovacs, W. Kuohung, B. Laferrère, M. Levy, E. A. McGee, R. McLachlan, M. New, J. Purnell, R. Sahay, A. S. Shah, F. Singer, M. A. Sperling, C. A. Stratakis, D. L. Trencé, & D. P. Wilson (Eds.), *Endotext*. MDText.com, Inc.
- Copyright © 2000-2024, MDText.com, Inc.
- Rizvi, A. A., & Rizzo, M. (2022). The Emerging Role of Dual GLP-1 and GIP Receptor Agonists in Glycemic Management and Cardiovascular Risk Reduction. *Diabetes Metab Syndr Obes*, 15, 1023-1030. <https://doi.org/10.2147/dmso.S351982>
- Romero-Gómez, M., Lawitz, E., Shankar, R. R., Chaudhri, E., Liu, J., Lam, R. L. H., Kaufman, K. D., & Engel, S. S. (2023). A phase IIa active-comparator-controlled study to evaluate the efficacy and safety of efinopegdutide in patients with non-alcoholic fatty liver disease. *J Hepatol*, 79(4), 888-897. <https://doi.org/10.1016/j.jhep.2023.05.013>
- Rubino, D. M., Greenway, F. L., Khalid, U., O'Neil, P. M., Rosenstock, J., Sørrig, R., Wadden, T. A., Wizert, A., Garvey, W. T., & Investigators, S. (2022). Effect of Weekly Subcutaneous Semaglutide vs Daily Liraglutide on Body Weight in Adults With Overweight or Obesity Without Diabetes: The STEP 8 Randomized Clinical Trial. *JAMA*, 327(2), 138-150. <https://doi.org/10.1001/jama.2021.23619>
- Rudovich, N., Kaiser, S., Engeli, S., Osterhoff, M., Gögebakan, O., Bluher, M., & Pfeiffer, A. F. (2007). GIP receptor mRNA expression in different fat tissue depots in postmenopausal non-diabetic women. *Regul Pept*, 142(3), 138-145. <https://doi.org/10.1016/j.regpep.2007.02.006>
- Rupnick, M. A., Panigrahy, D., Zhang, C. Y., Dallabrida, S. M., Lowell, B. B., Langer, R., & Folkman, M. J. (2002). Adipose tissue mass can be regulated through the vasculature. *Proc Natl Acad Sci U S A*, 99(16), 10730-10735. <https://doi.org/10.1073/pnas.162349799>

- Ryan, D. H. (2021). Next Generation Antiobesity Medications: Setmelanotide, Semaglutide, Tirzepatide and Bimagrumb: What do They Mean for Clinical Practice? *J Obes Metab Syndr*, 30(3), 196-208. <https://doi.org/10.7570/jomes21033>
- Ryan, D. H. (2022). Drugs for Treating Obesity. *Handb Exp Pharmacol*, 274, 387-414. [https://doi.org/10.1007/164\\_2021\\_560](https://doi.org/10.1007/164_2021_560)
- Ryan, D. H., Lingvay, I., Deanfield, J., Kahn, S. E., Barros, E., Burguera, B., Colhoun, H. M., Cercato, C., Dicker, D., Horn, D. B., Hovingh, G. K., Jeppesen, O. K., Kokkinos, A., Lincoff, A. M., Meyhöfer, S. M., Oral, T. K., Plutzky, J., van Beek, A. P., Wilding, J. P. H., & Kushner, R. F. (2024). Long-term weight loss effects of semaglutide in obesity without diabetes in the SELECT trial. *Nat Med*. <https://doi.org/10.1038/s41591-024-02996-7>
- Ryan, D. H., & Yockey, S. R. (2017). Weight Loss and Improvement in Comorbidity: Differences at 5%, 10%, 15%, and Over. *Curr Obes Rep*, 6(2), 187-194. <https://doi.org/10.1007/s13679-017-0262-y>
- Salem, V., Izzi-Engbeaya, C., Coello, C., Thomas, D. B., Chambers, E. S., Cominos, A. N., Buckley, A., Win, Z., Al-Nahas, A., Rabiner, E. A., Gunn, R. N., Budge, H., Symonds, M. E., Bloom, S. R., Tan, T. M., & Dhillon, W. S. (2016). Glucagon increases energy expenditure independently of brown adipose tissue activation in humans. *Diabetes Obes Metab*, 18(1), 72-81. <https://doi.org/10.1111/dom.12585>
- Samms, R. J., Coghlan, M. P., & Sloop, K. W. (2020). How May GIP Enhance the Therapeutic Efficacy of GLP-1? *Trends Endocrinol Metab*, 31(6), 410-421. <https://doi.org/10.1016/j.tem.2020.02.006>
- Scoditti, E., Sabatini, S., Carli, F., & Gastaldelli, A. (2024). Hepatic glucose metabolism in the steatotic liver. *Nat Rev Gastroenterol Hepatol*, 21(5), 319-334. <https://doi.org/10.1038/s41575-023-00888-8>
- Semla, T. P., Ruser, C., Good, C. B., Yanovski, S. Z., Ames, D., Copeland, L. A., Billington, C., Ferguson, U. I., Aronne, L. J., Wadden, T. A., Garvey, W. T., Apovian, C. M., & Atkins, D. (2017). Pharmacotherapy for Weight Management in the VHA. *J Gen Intern Med*, 32(Suppl 1), 70-73. <https://doi.org/10.1007/s11606-016-3949-y>
- Sibutramine. (2012). In *LiverTox: Clinical and Research Information on Drug-Induced Liver Injury*. National Institute of Diabetes and Digestive and Kidney Diseases.
- Simonsen, L., Lau, J., Kruse, T., Guo, T., McGuire, J., Jeppesen, J. F., Niss, K., Sauerberg, P., Raun, K., & Dornonville de la Cour, C. (2022). Preclinical evaluation of a protracted GLP-1/glucagon receptor co-agonist: Translational difficulties and pitfalls. *PLoS One*, 17(3), e0264974. <https://doi.org/10.1371/journal.pone.0264974>
- Srivastava, G., & Apovian, C. (2018). Future Pharmacotherapy for Obesity: New Anti-obesity Drugs on the Horizon. *Curr Obes Rep*, 7(2), 147-161. <https://doi.org/10.1007/s13679-018-0300-4>
- Stahel, P., Lee, S. J., Sud, S. K., Floh, A., & Dash, S. (2019). Intranasal glucagon acutely increases energy expenditure without inducing hyperglycaemia in overweight/obese adults. *Diabetes Obes Metab*, 21(6), 1357-1364. <https://doi.org/10.1111/dom.13661>
- Summary of Revisions: Standards of Care in Diabetes-2024. (2024). *Diabetes Care*, 47(Supplement\_1), S5-s10. <https://doi.org/10.2337/dc24-SREV>
- Suppli, M. P., Lund, A., Bagger, J. I., Vilsbøll, T., & Knop, F. K. (2016). Involvement of steatosis-induced glucagon resistance in hyperglucagonaemia. *Med Hypotheses*, 86, 100-103. <https://doi.org/10.1016/j.mehy.2015.10.029>
- Tan, D. J. H., Ng, C. H., Muthiah, M., Yong, J. N., Chee, D., Teng, M., Wong, Z. Y., Zeng, R. W., Chin, Y. H., Wang, J. W., Danpanichkul, P., Rajaram, R. B., DasGupta, R., Suzuki, H., Takahashi, H., Tamaki, N., Dan, Y. Y., Lui, R., Duseja, A., . . . Huang, D. Q. (2023). Rising global burden of cancer attributable to high BMI from 2010 to 2019. *Metabolism*, 155744. <https://doi.org/10.1016/j.metabol.2023.155744>

- Tan, T. M., Field, B. C., McCullough, K. A., Troke, R. C., Chambers, E. S., Salem, V., Gonzalez Maffe, J., Baynes, K. C., De Silva, A., Viardot, A., Alsafi, A., Frost, G. S., Ghatei, M. A., & Bloom, S. R. (2013). Coadministration of glucagon-like peptide-1 during glucagon infusion in humans results in increased energy expenditure and amelioration of hyperglycemia. *Diabetes*, 62(4), 1131-1138. <https://doi.org/10.2337/db12-0797>
- Teixeira, P. J., Carraça, E. V., Marques, M. M., Rutter, H., Oppert, J. M., De Bourdeaudhuij, I., Lakerveld, J., & Brug, J. (2015). Successful behavior change in obesity interventions in adults: a systematic review of self-regulation mediators. *BMC Med*, 13, 84. <https://doi.org/10.1186/s12916-015-0323-6>
- Upadhyay, J., Farr, O., Perakakis, N., Ghaly, W., & Mantzoros, C. (2018). Obesity as a Disease. *Med Clin North Am*, 102(1), 13-33. <https://doi.org/10.1016/j.mcna.2017.08.004>
- van Bloemendaal, L., Ten Kulve, J. S., la Fleur, S. E., Ijzerman, R. G., & Diamant, M. (2014). Effects of glucagon-like peptide 1 on appetite and body weight: focus on the CNS. *J Endocrinol*, 221(1), T1-16. <https://doi.org/10.1530/joe-13-0414>
- Véniant, M. M., Lu, S. C., Atangan, L., Komorowski, R., Stanislaus, S., Cheng, Y., Wu, B., Falsey, J. R., Hager, T., Thomas, V. A., Ambhaikar, M., Sharpsten, L., Zhu, Y., Kurra, V., Jeswani, R., Oberoi, R. K., Parnes, J. R., Honarpour, N., Neutel, J., & Strande, J. L. (2024). A GIPR antagonist conjugated to GLP-1 analogues promotes weight loss with improved metabolic parameters in preclinical and phase 1 settings. *Nat Metab*, 6(2), 290-303. <https://doi.org/10.1038/s42255-023-00966-w>
- Verrotti, A., Scaparrotta, A., Agostinelli, S., Di Pillo, S., Chiarelli, F., & Grosso, S. (2011). Topiramate-induced weight loss: a review. *Epilepsy Res*, 95(3), 189-199. <https://doi.org/10.1016/j.eplepsyres.2011.05.014>
- Wadden, T. A., Tronieri, J. S., & Butryn, M. L. (2020). Lifestyle modification approaches for the treatment of obesity in adults. *Am Psychol*, 75(2), 235-251. <https://doi.org/10.1037/amp0000517>
- Ward, Z. J., Bleich, S. N., Cradock, A. L., Barrett, J. L., Giles, C. M., Flax, C., Long, M. W., & Gortmaker, S. L. (2019). Projected U.S. State-Level Prevalence of Adult Obesity and Severe Obesity. *N Engl J Med*, 381(25), 2440-2450. <https://doi.org/10.1056/NEJMsa1909301>
- WEGOVY, F. I. (2017). *WEGOVY (semaglutide) injection, for subcutaneous use Initial U.S. Approval: 2017*. [https://www.accessdata.fda.gov/drugsatfda\\_docs/label/2021/215256s000lbl.pdf](https://www.accessdata.fda.gov/drugsatfda_docs/label/2021/215256s000lbl.pdf)
- Wharton, S., Blevins, T., Connery, L., Rosenstock, J., Raha, S., Liu, R., Ma, X., Mather, K. J., Haupt, A., Robins, D., Pratt, E., Kazda, C., & Konig, M. (2023). Daily Oral GLP-1 Receptor Agonist Orforglipron for Adults with Obesity. *N Engl J Med*, 389(10), 877-888. <https://doi.org/10.1056/NEJMoa2302392>
- Wharton, S., Davies, M., Dicker, D., Lingvay, I., Mosenzon, O., Rubino, D. M., & Pedersen, S. D. (2022). Managing the gastrointestinal side effects of GLP-1 receptor agonists in obesity: recommendations for clinical practice. *Postgrad Med*, 134(1), 14-19. <https://doi.org/10.1080/00325481.2021.2002616>
- Wharton, S., Lau, D. C. W., Vallis, M., Sharma, A. M., Biertho, L., Campbell-Scherer, D., Adamo, K., Alberga, A., Bell, R., Boulé, N., Boyling, E., Brown, J., Calam, B., Clarke, C., Crowshoe, L., Divalentino, D., Forhan, M., Freedhoff, Y., Gagner, M., . . . Wicklum, S. (2020). Obesity in adults: a clinical practice guideline. *Cmaj*, 192(31), E875-e891. <https://doi.org/10.1503/cmaj.191707>
- Wilding, J. P. H., Batterham, R. L., Davies, M., Van Gaal, L. F., Kandler, K., Konakli, K., Lingvay, I., McGowan, B. M., Oral, T. K., Rosenstock, J., Wadden, T. A., Wharton, S., Yokote, K., & Kushner, R. F. (2022). Weight regain and cardiometabolic effects after withdrawal of semaglutide: The STEP 1 trial extension. *Diabetes Obes Metab*, 24(8), 1553-1564. <https://doi.org/10.1111/dom.14725>

- Williamson, D. A. (2017). Fifty Years of Behavioral/Lifestyle Interventions for Overweight and Obesity: Where Have We Been and Where Are We Going? *Obesity (Silver Spring)*, 25(11), 1867-1875. <https://doi.org/10.1002/oby.21914>
- Wynne, K., Park, A. J., Small, C. J., Meeran, K., Ghatei, M. A., Frost, G. S., & Bloom, S. R. (2006). Oxyntomodulin increases energy expenditure in addition to decreasing energy intake in overweight and obese humans: a randomised controlled trial. *Int J Obes (Lond)*, 30(12), 1729-1736. <https://doi.org/10.1038/sj.ijo.0803344>
- Wynne, K., Park, A. J., Small, C. J., Patterson, M., Ellis, S. M., Murphy, K. G., Wren, A. M., Frost, G. S., Meeran, K., Ghatei, M. A., & Bloom, S. R. (2005). Subcutaneous oxyntomodulin reduces body weight in overweight and obese subjects: a double-blind, randomized, controlled trial. *Diabetes*, 54(8), 2390-2395. <https://doi.org/10.2337/diabetes.54.8.2390>
- Yanovski, S. Z., & Yanovski, J. A. (2021). Progress in Pharmacotherapy for Obesity. *JAMA*, 326(2), 129-130. <https://doi.org/10.1001/jama.2021.9486>
- Zakariassen, H. L., John, L. M., & Lutz, T. A. (2020). Central control of energy balance by amylin and calcitonin receptor agonists and their potential for treatment of metabolic diseases. *Basic Clin Pharmacol Toxicol*, 127(3), 163-177. <https://doi.org/10.1111/bcpt.13427>
- ZEPBOUND, F. I. (2023). ZEPBOUND™ (tirzepatide) Injection, for subcutaneous use Initial U.S. Approval: 2022. [https://www.accessdata.fda.gov/drugsatfda\\_docs/label/2023/217806s000lbl.pdf](https://www.accessdata.fda.gov/drugsatfda_docs/label/2023/217806s000lbl.pdf)
- Zhang, J., Wu, X., Zhong, B., Liao, Q., Wang, X., Xie, Y., & He, X. (2023). Review on the Diverse Biological Effects of Glabridin. *Drug Des Devel Ther*, 17, 15-37. <https://doi.org/10.2147/dddt.S385981>
- Zheng, H., Liu, M., Li, S., Shi, Q., Zhang, S., Zhou, Y., & Su, N. (2021). Sodium-Glucose Co-Transporter-2 Inhibitors in Non-Diabetic Adults With Overweight or Obesity: A Systematic Review and Meta-Analysis. *Front Endocrinol (Lausanne)*, 12, 706914. <https://doi.org/10.3389/fendo.2021.706914>

## Figure legends

**Figure 1.** Flow diagram of the identified trials on Medline and Embase as well as ClinicalTrials.gov.

<sup>1</sup> Database search on Medline and Embase was first conducted on May 16<sup>th</sup>, 2023, and was updated on May 20<sup>th</sup>, 2024

<sup>2</sup> ClinicalTrials.gov search done on April 6<sup>th</sup>, 2023, and updated on December 12<sup>th</sup>, 2023. It was then re-updated on May 24<sup>th</sup>, 2024.

<sup>3</sup> Special population includes: heart failure, hypogonadotropic hypogonadism, nonobstructive hypertrophic cardiomyopathy, men with testosterone deficiency

Abbreviations: NASH, nonalcoholic steatohepatitis; BMI, body mass index; RCT, randomized controlled trial.

**Figure 2.** Overview of agents under development for chronic weight loss as of May 2024, per study phase grouped by mechanism of action.

Abbreviations: GLP-1, Glucagon-like peptide-1; RA, receptor agonist; SGLT-2, sodium/glucose cotransporter 2; GABA<sub>A</sub>R,  $\gamma$ -Aminobutyric acid sub-type A receptors; GIP, glucose-dependent insulinotropic peptide. <sup>1</sup>Indicates oral Semaglutide; <sup>2</sup>There are two trials of canagliflozin, one as monotherapy and one in combination with phentermine. Created with BioRender.com.

**Figure 3.** The sites of action of drugs in phase 3 randomized controlled trials (ongoing or completed) for chronic weight management.

Data presented are based on animal and/or human studies. 1) Orbitofrontal cortex; 2) Parietal cortex; 3) Putamen; 4) Hypothalamus; 5) Insula; 6) Nucleus tractus solitarii; 7) Area postrema; 8) Stomach; 9) Pancreas; 10) White adipose tissue (indirect action of GLP-1 and GIP); 11) Glucagon receptors in the liver; 12) Intestines and intestines smooth muscles; 13) Proopiomelanocortin neuron; 14) Kidneys. Abbreviations: GLP-1, glucagon-like peptide-1; GLP-1R, glucagon-like peptide-1 receptor; GIP, glucose-dependent insulinotropic polypeptide; NPY, neuropeptide Y; AgRP, agouti-related peptide; POMC, proopiomelanocortin; GABA<sub>A</sub>R,  $\gamma$ -Aminobutyric acid sub-type A receptor; SGLT-2, sodium/glucose cotransporter 2. <sup>1</sup>Indicates oral Semaglutide. Created with BioRender.com.

**Figure 4.** Summary of the highest percent weight change in completed phase 2 and phase 3 trials.

This figure does not include trials enrolling exclusively participants with diabetes mellitus. The percent weight change in the figure is placebo-subtracted.

<sup>1</sup> SGLT-2 Inhibitors alone or in combination with other medication

<sup>2</sup> Least square mean percent change

<sup>3</sup> Retatrutide 12 mg (initial dose 2 mg)

<sup>4</sup> Results published from a press release

<sup>5</sup> Weight absolute change in kg

<sup>6</sup> Administered twice daily

Abbreviations: GLP-1, glucagon-like peptide-1; RA, receptor agonist; GIP, glucose-dependent insulinotropic polypeptide; SGLT-2, sodium/glucose cotransporter 2.

**Figure 5.** Summary of the geographic distribution of completed and ongoing phase 2 and phase 3 randomized controlled trials on drugs for weight management, along with the mechanism of action of the anti-obesity drugs.

For multicenter trials, all participating countries reported on ClinicalTrials.gov were included in this figure. The rectangles are color-coded to show the mechanism of action of the anti-obesity drug

investigated in each. Each small colored rectangle refers to one study conducted in each country. The length of each colored rectangle is proportional to the number of studies per drug category in a given country. The numbers in brackets next to the name of each country refer to the total number of completed or ongoing randomized controlled trials studying antiobesity drugs in each country. Created with BioRender.com.

Abbreviations: GLP-1, glucagon-like peptide-1; GLP-2, glucagon-like peptide-2; RA, receptor agonist; GIP, glucose-dependent insulintropic polypeptide; SGLT-2, sodium/glucose cotransporter 2.

**Figure 6.** Bar chart of the number of phase 2 and phase 3 trials (completed or ongoing) by pharmaceutical companies

\*Others include Aardvark Therapeutics, Inc., Altimune, Amgen, CSPC Baike (Shandong) Biopharmaceutical Co., Ltd., Eurofarma Laboratorios S.A, Glaceum, Hangzhou Sciwind Biosciences Co., Ltd., Hanmi Pharmaceutical Company Limited, Jiangsu Hansoh Pharmaceutical Co., Ltd., Johnson & Johnson Pharmaceutical Research & Development, L.L.C., Kallyope Inc., NuSirt Biopharma, Oman Ministry of Health, Regeneron Pharmaceuticals, Sciwind Biosciences, Shionogi, Uppsala University, Versanis Bio, Viking Therapeutics, Inc., Zafgen, Inc., and Zealand Pharma



**Tables**

**Table 1. Summary of included completed and published phase 3 and phase 2 trials**

Author, Year Countries (NCT)	Eligibility criteria	Intervention (s) and comparator Duration	Gender (% men/arm)	Age mean ± SD or median (range)(years)	BMI mean ± SD or median (range)(kg/m <sup>2</sup> )	N randomized / N discontinued	% Weight change mean ± SD or SE or 95% CI
<b>Phase 3 Trial</b>							
<b>GLP-1 RA</b>							
Knop, 2023 USA, Canada, Denmark, Finland, France, Germany, Japan, Poland, and Russian Federation (NCT05035095)	- ≥18 years (aged 20 years or older in Japan per Japanese regulatory requirements) - BMI >30 kg/m <sup>2</sup> or BMI >27 kg/m <sup>2</sup> with at least one comorbidity <sup>1,2</sup>	I1: Oral Semaglutide 50 mg (oral, QD) C: Placebo Duration: 68 weeks	I1: 26% C: 29%	I1: 49 ± 13 C: 50 ± 12	I1: 37.3 ± 6.3 C: 37.7 ± 6.8	I1: 334/ 14 C: 333/ 26	I1: -15.1 ± 0.5 C: -2.4 ± 0.5
<b>Phase 2 Trials</b>							
<b>Amylin Analog</b>							
Lau, 2021 USA, Canada, Denmark, Finland, Ireland, Japan, Poland, Serbia, South Africa, and UK (NCT03856047)	- ≥18 years - BMI >30 kg/m <sup>2</sup> , or BMI >27 kg/m <sup>2</sup> with at least one comorbidity <sup>1</sup> - No DM	Cagrilintide (SC, QW) I1: 0.3 mg I2: 0.6 mg I3: 1.2 mg I4: 2.4 mg I5: 4.5 mg I6: Liraglutide 3 mg (SC, QD) C: Placebo Duration: 32 weeks	I1: 45% I2: 38% I3: 38% I4: 26% I5: 45% I6: 34% C: 42%	I1: 53.5 ± 10.3 I2: 53.2 ± 11 I3: 52.1 ± 8.7 I4: 52.7 ± 9.8 I5: 51.5 ± 12.7 I6: 51.5 ± 9.3 C: 51.4 ± 11.9	I1: 38.4 ± 7.5 I2: 37.2 ± 6.9 I3: 37.1 ± 6.2 I4: 37.9 ± 7.6 I5: 38.4 ± 7.7 I6: 38.4 ± 7.4 C: 37.4 ± 5.7	I1: 101/ 4 I2: 100/ 5 I3: 102/ 10 I4: 102/ 8 I5: 101/ 4 I6: 99/ 10 C: 101/ 11	I1: -6.0 ± 0.6 I2: -6.8 ± 0.6 I3: -9.1 ± 0.7 I4: -9.7 ± 0.6 I5: -10.8 ± 0.6 I6: -9.0 ± 0.6 C: -3.0 ± 0.6
<b>GLP-1 RA</b>							

Author, Year Countries (NCT)	Eligibility criteria	Intervention (s) and comparator Duration	Gender (% men/arm)	Age mean ± SD or median (range)(years)	BMI mean ± SD or median (range)(kg/m <sup>2</sup> )	N randomized / N discontinued	% Weight change mean ± SD or SE or 95% CI
Pratley, 2019 USA (NCT02075281)	- ≥18 to <65 years - BMI ≥30 kg/m <sup>2</sup> , or BMI ≥27 and <30 kg/m <sup>2</sup> with at least one comorbidity <sup>1</sup>	Efpeglenatide (SC) I1: 4 mg QW I2: 6 mg QW I3: 6 mg Q2W I4: 8 mg Q2W C: Placebo Duration: 20 weeks <sup>3</sup>	I1: 30.5% I2: 22% I3: 27.1% I4: 12.1% C: 26.7%	I1: 42.9 ± 12.1 I2: 43.0 ± 13.0 I3: 43.3 ± 12.5 I4: 43.9 ± 9.2 C: 43.7 ± 11.8	I1: 35.2 ± 4.5 I2: 36.3 ± 4.4 I3: 35.6 ± 4.8 I4: 35.2 ± 3.9 C: 34.9 ± 3.2	I1: 59/ 17 I2: 59/ 18 I3: 59/ 20 I4: 60/ 22 C: 60/ 13	Least square mean % change: I1: -6.7 ± 0.6 I2: -7.3 ± 0.6 I3: -6.7 ± 0.6 I4: -7.4 ± 0.6 C: 0.1 ± 0.6
Wharton, 2023 USA, Canada, Hungary, Puerto Rico (NCT05051579)	- ≥18 to 75 years - BMI >30 kg/m <sup>2</sup> , or BMI >27 kg/m <sup>2</sup> with at least one comorbidity <sup>1</sup> , stable body weight - No DM	Orforglipron (oral, QD) <sup>4</sup> I1: 12 mg I2: 24 mg I3: 36 mg Subcohort 1 I4: 36 mg Subcohort 2 I5: 45 mg Subcohort 1 I6: 45 mg Subcohort 2 C: Placebo Duration: 36 weeks	I1: 38% I2: 43% I3: 38% I4: 38% I5: 39% I6: 47% C: 42%	I1: 49.8 ± 10.5 I2: 57.0 ± 9.1 I3: 56.3 ± 11.8 I4: 55.4 ± 10.9 I5: 56.5 ± 10.7 I6: 50.9 ± 12.6 C: 54.0 ± 8.8	I1: 37.7 ± 7.7 I2: 38.1 ± 7.7 I3: 38.0 ± 6.4 I4: 38.0 ± 6.3 I5: 36.8 ± 5.5 I6: 38.7 ± 7.6 C: 37.8 ± 6.5	I1: 50/ 6 I2: 53/ 7 I3: 29/ 2 I4: 29/ 5 I5: 31/ 8 I6: 30/ 2 C: 50/ 7	I1: -9.4 (-11.5 to -7.4) I2: -12.5 (-14.5 to -10.5) I3-I4: -13.5 (-15.3 to -11.6) I5-I6: -14.7 (-16.5 to -12.8) C: -2.3 (-4.3 to -0.4) Results for I3 and I4, I5 and I6 are pooled
Li, 2023 China (NCT04799327)	- ≥18 to 65 years - BMI 28-40 kg/m <sup>2</sup> - No DM	Nogliutide (SC, QD) I1: 0.12 mg I2: 0.24 mg I3: 0.36 mg C: Placebo Duration: 24 weeks	I1: 45.3% I2: 46.2% I3: 44.4% C: 46.8%	I1: 35.3 ± 8.4 I2: 34.4 ± 8.7 I3: 36.3 ± 9.6 C: 35.7 ± 7.7	I1: 31.7 ± 2.7 I2: 32.3 ± 3.2 I3: 32.5 ± 3.6 C: 32.4 ± 3.4	I1: 64 / 4 I2: 65 / 8 I3: 63 / 12 C: 62 / 8	Least squares mean % change: I1: -9.80 (-11.18 to -8.43) I2: -9.01 (-10.40 to -7.62) I3: -9.39 (-10.80 to -7.97) C: -3.97 (-5.39 to -2.56)
<b>GLP-1 / GIP / Glucagon RA</b>							
Jastreboff, 2023 USA, Puerto Rico (NCT04881760)	- ≥18 to 75 years - BMI >30 and <50 kg/m <sup>2</sup> or BMI >27 and <30	Retatrutide (SC, QW) I1: 1 mg I2: 4 mg (initial dose 2 mg) I3: 4 mg (initial dose 4 mg)	I1: 52% I2: 52% I3: 53% I4: 51% I5: 51% I6: 52% C: 51%	I1: 50.6 ± 13.3 I2: 50.8 ± 11.9 I3: 46.8 ± 14.1 I4: 46.1 ± 13.5 I5: 48.7 ± 11.1 I6: 45.8 ± 12.2 C: 48.0 ± 12.5	I1: 37.5 ± 5.9 I2: 37.3 ± 5.9 I3: 37.4 ± 4.7 I4: 37.4 ± 6.0 I5: 37.0 ± 5.5 I6: 37.4 ± 6.0 C: 37.3 ± 5.9	I1: 69/ 9 I2: 33/ 7 I3: 34/ 8 I4: 35/ 5 I5: 35/ 6 I6: 62/ 8 C: 70/ 20	Least square mean % change: I1: -8.7 (-10.5 to -6.8) I2: -16.3 (-19.4 to -13.2) I3: -17.8 (-20.8 to -14.8) I4: -21.7 (-24.5 to -19.0) I5: -23.9 (-26.8 to -20.9)

Author, Year Countries (NCT)	Eligibility criteria	Intervention (s) and comparator Duration	Gender (% men/arm)	Age mean $\pm$ SD or median (range)(years)	BMI mean $\pm$ SD or median (range)(kg/m <sup>2</sup> )	N randomized / N discontinued	% Weight change mean $\pm$ SD or SE or 95% CI
	kg/m <sup>2</sup> with at least one comorbidity <sup>1</sup> - No DM	I4: 8 mg (initial dose 2 mg) I5: 8 mg (initial dose 4 mg) I6: 12 mg (initial dose 2mg) C: Placebo (QW, SC) Duration: 48 weeks <sup>3</sup>					I6: -24.2 (-26.6 to -21.8) C: -2.1 (-3.5 to -0.7)
<b>GLP-1/ Glucagon RA</b>							
Alba, 2020 USA, Belgium, Canada, Poland, Sweden, and UK (NCT0348 6392)	- $\geq$ 18 to 70 years - BMI >35 and <50 kg/m <sup>2</sup> , stable body weight	Efinopegdutide (JNJ-64565111, QW, SC) I1: 5 mg I2: 7.4 mg I3: 10 mg I4: Liraglutide 3 mg (SC) C: Placebo Duration: 26 weeks	I1: 20.3% I2: 27.1% I3: 27.1% I4: 25.2% C: 20%	I1: 47.3 $\pm$ 11.2 I2: 46.2 $\pm$ 11.7 I3: 46.2 $\pm$ 12.2 I4: 45.6 $\pm$ 11.7 C: 46.9 $\pm$ 11.8	I1: 40.3 $\pm$ 4.3 I2: 40.0 $\pm$ 4.0 I3: 40.5 $\pm$ 3.9 I4: 40.9 $\pm$ 4.3 C: 40.4 $\pm$ 4.1	I1: 59/ 16 I2: 118/ 37 I3: 118/ 46 I4: 119/ 24 C: 60 / 8	Least square mean % change: I1: -8.5 $\pm$ 0.8 I2: -9.8 $\pm$ 0.6 I3: -11.8 $\pm$ 0.6 I4: -7.5 $\pm$ 0.5 C: -1.8 $\pm$ 0.7
Le Roux, 2024 USA, Australia, Belgium, Canada, China, Germany, South Korea, Netherlands, New Zealand, Poland, Sweden, and UK (NCT0466 7377)	- $\geq$ 18 to < 75 years - BMI $\geq$ 27 kg/m <sup>2</sup> , stable body weight <sup>2</sup> - No DM	Survodutide (BI 456906, SC, QW) I1: 0.6 mg I2: 2.4 mg I3: 3.6 mg I4: 4.8 mg C: Placebo Duration: 46 weeks	I1: 34% I2: 31% I3: 33% I4: 30% C: 31%	I1: 48.6 $\pm$ 12.6 I2: 49.0 $\pm$ 13.1 I3: 50.3 $\pm$ 11.8 I4: 47.6 $\pm$ 13.5 C: 50.0 $\pm$ 13.5	I1: 37.8 $\pm$ 6.3 I2: 37.6 $\pm$ 7.3 I3: 37.0 $\pm$ 5.7 I4: 37.6 $\pm$ 6.0 C: 35.8 $\pm$ 5.0	I1: 78 / 18 I2: 78 / 18 I3: 77 / 15 I4: 77 / 10 C: 77 / 18	I1: -6.2 (-8.3 to -4.1) I2: -12.5 (-14.5 to -10.5) I3: -13.2 (-15.3 to -11.2) I4: -14.9 (-16.9 to -13.0) C: -2.8 (-4.9 to -0.7)
Ji, 2023 China	- $\geq$ 18 to 75 years	Mazdutide (IBI362, SC,	I1: 43.5%	I1: 37.2 $\pm$ 10.7 I2: 33.6 $\pm$ 10.0	I1: 31.8 $\pm$ 3.9 I2: 31.8 $\pm$ 4.7	I1: 62 / 7 I2: 63 / 3	I1: -6.7 $\pm$ 0.7 I2: -10.4 $\pm$ 0.7

Author, Year Countries (NCT)	Eligibility criteria	Intervention (s) and comparator Duration	Gender (% men/arm)	Age mean $\pm$ SD or median (range)(years)	BMI mean $\pm$ SD or median (range)(kg/m <sup>2</sup> )	N randomized / N discontinued	% Weight change mean $\pm$ SD or SE or 95% CI
(NCT04904913)	- BMI $\geq 28$ kg/m <sup>2</sup> , or $\geq 24$ kg/m <sup>2</sup> with at least one comorbidity <sup>1</sup>	QW) I1: 3 mg I2: 4.5 mg I3: 6 mg C: Placebo Duration: 24 weeks	I2: 41.3% I3: 55.7% C: 51.6%	I3: 35.8 $\pm$ 9.2 C: 35.5 $\pm$ 7.1	I3: 31.7 $\pm$ 4.0 C: 32.0 $\pm$ 4.2	I3: 61 / 5 C: 62 / 5	I3: -11.3 $\pm$ 0.7 C: 1.0 $\pm$ 0.7
<b>SGLT-2 Inhibitors<sup>5</sup></b>							
Bays, 2013 USA, Puerto Rico (NCT00650806)	- $\geq 18$ to 65 years - BMI $\geq 30$ and $< 50$ kg/m <sup>2</sup> if generally healthy or BMI $\geq 27$ kg/m <sup>2</sup> with at least one comorbidity <sup>1</sup>	Canagliflozin (oral, QD) I1: 50 mg I2: 100 mg I3: 300 mg C: Placebo Duration: 12 weeks <sup>3</sup>	I1: 12% I2: 18% I3: 10% C: 16%	I1: 44.9 $\pm$ 11.8 I2: 45.8 $\pm$ 11.0 I3: 43.5 $\pm$ 11.0 C: 45.1 $\pm$ 11.9	C: 36.6 $\pm$ 5.5 I1: 36.6 $\pm$ 5.3 I2: 37.9 $\pm$ 5.1 I3: 36.9 $\pm$ 5.3	I1: 98/ 21 I2: 93/ 29 I3: 96/ 26 C: 89/ 18	Weight absolute change (kg) I1: -1.9 $\pm$ 2.9 I2: -2.8 $\pm$ 2.9 I3: -2.4 $\pm$ 2.9 C: -1.1 $\pm$ 2.5
Hollander, 2017 USA (NCT02243202)	- $\geq 18$ years - BMI $\geq 30$ and $< 50$ kg/m <sup>2</sup> , or BMI $\geq 27$ and $< 50$ kg/m <sup>2</sup> with at least one comorbidity <sup>1</sup> - No DM	I1: Canagliflozin 300 mg (oral, QD) I2: Phentermine 15 mg (oral, QD) I3: Canagliflozin 300 /Phentermine 15 mg (oral, QD) C: Placebo Duration: 26 weeks <sup>3</sup>	I1: 19% I2: 18.8% I3: 16.9% C: 18.3%	I1: 45.2 $\pm$ 11.0 I2: 46.4 $\pm$ 11.1 I3: 46.3 $\pm$ 12.5 C: 44.8 $\pm$ 11.1	I1: 37.3 $\pm$ 4.7 I2: 37.0 $\pm$ 5.4 I3: 36.8 $\pm$ 5.4 C: 38.0 $\pm$ 5.2	I1: 84/ 31 I2: 85/ 25 I3: 83/ 22 C: 82/ 25	I1: -1.9 $\pm$ 0.6 I2: -4.1 $\pm$ 0.6 I3: -7.5 $\pm$ 0.6 C: -0.6 $\pm$ 0.6
Bays, 2020 USA, Austria, Canada,	- $\geq 18$ years to 75 years - BMI $\geq$	Licogliflozin I1: 2.5 mg (oral, QD) I2: 10 mg (oral,	I1: 39.5% I2: 28.9%	I1: 51.3 $\pm$ 12.2 I2: 53.2 $\pm$ 10.1 I3: 52.9 $\pm$ 13.6 I4: 51.1 $\pm$ 12.9	I1: 39.3 $\pm$ 9.5 I2: 37.0 $\pm$ 5.9 I3: 38.6 $\pm$ 7.4 I4: 37.5 $\pm$ 7.3	I1: 38/ 3 I2: 38/ 7 I3: 38/ 9 I4: 77/ 14	I1: -1.2 (-2.5 to -0.5) I2: -2.0 (-3.4 to -0.9) I3: -3.5 (-4.6 to -1.9) I4: -4.4 (-5.4 to -3.4)

Author, Year Countries (NCT)	Eligibility criteria	Intervention (s) and comparator Duration	Gender (% men/arm)	Age mean $\pm$ SD or median (range)(years)	BMI mean $\pm$ SD or median (range)(kg/m <sup>2</sup> )	N randomized / N discontinued	% Weight change mean $\pm$ SD or SE or 95% CI
Czechia, Hungary, Slovakia, and UK (NCT0310 0058)	30 kg/m <sup>2</sup> , or BMI $\geq$ 27 kg/m <sup>2</sup> with at least one comorbidity <sup>1</sup>	QD) I3: 50 mg (oral, QD) I4: 150 mg (oral, QD) I5: 2.5 mg (oral, BID) I6: 5 mg (oral, BID) I7: 25 mg (oral, BID) I8: 50 mg (oral, BID) C: Placebo Duration: 24 weeks <sup>3</sup>	I3: 34.2% I4: 42.9% I5: 47.4% I6: 38.5% I7: 31.6% I8: 35.5% C: 42.3%	I5: 53.4 $\pm$ 12.4 I6: 49.8 $\pm$ 11.5 I7: 49.7 $\pm$ 11.9 I8: 52.9 $\pm$ 11.9 C: 51.1 $\pm$ 13.27	I5: 37.0 $\pm$ 5.4 I6: 37.8 $\pm$ 6.5 I7: 38.5 $\pm$ 6.8 I8: 36.9 $\pm$ 6.7 C: 38.7 $\pm$ 7.8	I5: 38/ 2 I6: 39/ 2 I7: 38/ 7 I8: 76/ 16 C: 78/ 5	I5: -1.7 (-2.6 to -0.3) I6: -2.5 (-3.9 to -1.3) I7: -4.1 (-5.5 to -2.9) I8: -4.5 (-5.5 to -3.0) C: -0.6 (-1.6 to 0.4)
He, 2019 <sup>6</sup> USA (NCT0247 0403)	- $\geq$ 18 to 65 years - BMI $>$ 35 and $<$ 50 kg/m <sup>2</sup> , stable body weight	I: Licogliflozin 150 mg (oral, QD) C: Placebo Duration: 12 weeks	43%-50%	40 to 56	30.2 to 40.2	I: 44/ 2 C: 44/ 1	Weight absolute change (kg) I: -6.4 (80% CI, -7.1 to -5.7) C: 0.2 (80% CI, -0.5 to 0.9)
Lundkvist, 2016 Sweden (NCT0231 3220)	- $\geq$ 18 to70 years - BMI $>$ 30 and $<$ 45 kg/m <sup>2</sup> - No DM	I: Dapagliflozin 10 mg (oral, QD) + Exenatide 2 SC (SC, QW) C: Placebo oral (QD) + Placebo (SC, QW) Duration: 24 weeks	I: 40% C: 37.5%	I: 53.5 $\pm$ 13.5 C: 50.0 $\pm$ 11.8	I: 35.8 $\pm$ 2.9 C: 35.0 $\pm$ 3.7	I: 25/ 2 C: 25/ 5	I: -4.47 (-6.04, -2.89) C: -0.27 (-1.92, 1.37)
<b>Others<sup>7</sup></b>							
Kim, 2015 Australia (NCT0166 6691)	- $\geq$ 18 to 65 years - BMI $>$ 30 and $<$ 50 kg/m <sup>2</sup> <sup>8</sup>	Beloranib (BIW, SC) I1: 0.6 mg I2: 1.2 mg I3: 2.4 mg C: Placebo Duration: 12	I1: 8.1% I2:8.1% I3: 0% C: 10.5%	I1: 47.9 $\pm$ 14.2 I2: 47.7 $\pm$ 12.2 I3: 48.2 $\pm$ 10.4 C: 49.2 $\pm$ 10.5	I1: 37.7 $\pm$ 5.6 I2: 37.3 $\pm$ 4.5 I3: 38.3 $\pm$ 5.9 C: 37.6 $\pm$ 4.4	I1:37/ 4 I2:37/ 7 I3:35/ 20 C:38/ 4	Weight absolute change (kg) I1: -5.5 $\pm$ 0.5 I2: -6.9 $\pm$ 0.6 I3: -10.9 $\pm$ 1.1 C: -0.4 $\pm$ 0.4

Author, Year Countries (NCT)	Eligibility criteria	Intervention (s) and comparator Duration	Gender (% men/arm)	Age mean $\pm$ SD or median (range)(years)	BMI mean $\pm$ SD or median (range)(kg/m <sup>2</sup> )	N randomized / N discontinued	% Weight change mean $\pm$ SD or SE or 95% CI
		weeks					
Rebello, 2021 USA (NCT03364335)	- $\geq$ 18 to 65 years - BMI 30 and 45 kg/m <sup>2</sup> , stable body weight	I1: Leucine 1.1 g + Sildenafil 1 mg (oral, BID) I2: Leucine 1.1 g + Sildenafil 4 mg (oral, BID) I3: Leucine 1.1 g + Sildenafil 1 mg + Metformin 500 mg (oral, BID) I4: Leucine 1.1 g + Sildenafil 4 mg + Metformin 500 mg (oral, BID) C: Placebo Duration: 24 weeks	I1: 43.1% I2: 39.6% I3: 22% I4: 32.7% C: 26.9%	I1: 41.3 $\pm$ 11.6 I2: 39.2 $\pm$ 11.1 I3: 42.1 $\pm$ 12.6 I4: 42.1 $\pm$ 10.4 C: 40.8 $\pm$ 11.0	I1: 37.1 $\pm$ 4.28 I2: 37.9 $\pm$ 4.19 I3: 36.4 $\pm$ 4.12 I4: 37.1 $\pm$ 4.23 C: 35.7 $\pm$ 3.3	I1: 54/ 14 I2: 54/ 11 I3: 52/ 11 I4: 54/ 11 C: 53/ 8	Least square mean % change: I1: 0.6 $\pm$ 0.5 I2: -0.3 $\pm$ 0.5 I3: -0.7 $\pm$ 0.5 I4: -0.3 $\pm$ 0.5 C: 1.2 $\pm$ 0.5
Holmbäck, 2022 Sweden (NCT04521751)	- $\geq$ 18 to 75 years - BMI >30 kg/m <sup>2</sup> , or BMI >28 kg/m <sup>2</sup> with at least one comorbidity <sup>1</sup>	Orlistat/Acarbose (EMP16-02) (oral, TID) I1: 120 mg/40 mg I2: 150 mg /50 mg C: Placebo Duration: 26 weeks	I1: 27% I2: 31% C: 29%	I1: 49.4 $\pm$ 12.2 I2: 50.7 $\pm$ 13.6 C: 49.5 $\pm$ 12.8	I1: 35.1 $\pm$ 3.3 I2: 34.6 $\pm$ 3.6 C: 36.2 $\pm$ 4.5	I1: 52/ 8 I2: 52/ 7 C: 52/ 6	I1: -6.03 $\pm$ 5.3 I2: -6.40 $\pm$ 4.8 C: -0.82 $\pm$ 3.8

Abbreviation list: GLP-1 RA, Glucagon-Like Peptide-1 Receptor Agonists; GLP-1 / GIP / Glucagon RA, Glucagon-Like Peptide 1, Glucose-Dependent Insulinotropic Polypeptide and Glucagon Receptor; SGLT2 Inhibitor, Sodium-glucose Cotransporter-2 Inhibitor; SE, Standard error; SD, standard deviation; CI, confidence interval; C, control; I, intervention; DM, diabetes; QD, once daily; BID, twice daily; TID, three times daily; QW, once weekly; Q2W, biweekly; BIW, twice weekly; SC, subcutaneously. Numbers are rounded to one decimal place.

<sup>1</sup> Weight-related comorbidities include, but are not limited to, hypertension, dyslipidemia, obstructive sleep apnea, cardiovascular disease

<sup>2</sup> At least one unsuccessful dietary effort to lose weight

<sup>3</sup> Participants received a lifestyle counseling, i.e., dietary and exercise education

<sup>4</sup> The 36-mg and 45-mg dose cohorts were each divided into two sub-cohorts that had different starting doses and dose-escalation schemes

<sup>5</sup> SGLT-2 Inhibitors alone or in combination with other medication which include: Exenatide; GLP-1 RA, Phentermine; an indirect sympathomimetic agent norepinephrine, dopamine and serotonin; Licogliflozin; dual SGLT-1/2 inhibitor

<sup>6</sup> Patients characteristics are combined between two studies, with obesity and with type 2 diabetes

<sup>7</sup> Others include: Beloranib; MetAP2 Inhibitor, Leucine + Metformin; activate the AMP-activated protein kinase/ histone/protein deacetylase (AMPK/Sirt1) and Sildenafil activates Endothelial nitric oxide synthase (eNOs) and inhibits phosphodiesterase 5 (PDE5) resulting in concomitant activation of the cGMP-dependent protein kinases (PKG), and Orlistat; gastric and pancreatic lipases inhibitor and Acarbose is a pancreatic alpha-amylase inhibitor

<sup>8</sup>All participants were surgically sterile, of non-childbearing potential, or agreed to use acceptable birth control during the study

**Table 2. Summary of included phase 3 ongoing trials**

Drug (NCT)	Eligibility criteria	Sample size	Intervention and comparator Duration	Primary outcome	Expected completion date	Location	Company
<b>GLP-1 RA</b>							
Ecnoglutide XW003 (NCT05813795)	- ≥18 to 75 years - BMI >24 and <28 kg/m <sup>2</sup> with at least one comorbidity <sup>1</sup> , stable body weight	664	Ecnoglutide (SC, QW) <sup>2</sup> I1: low dose I2: medium dose I3: high dose C: Placebo Duration: 48 weeks <sup>3</sup>	- % change in body weight - % of patients with ≥5% weight reduction	Jan 2025	China	Hangzhou Sciwind Biosciences Co., Ltd.
Orforglipron LY3502970 (NCT05931380)	- ≥18 years - BMI ≥27 kg/m <sup>2</sup> and <35 kg/m <sup>2</sup> with at least two comorbidities <sup>1</sup> , or BMI ≥35 kg/m <sup>2</sup> with at least one comorbidity <sup>1,4</sup>	236	Orforglipron (oral, QD) <sup>2</sup> I1: dose 1 I2: dose 2 I3: dose 3 C: Placebo Duration: 72 weeks	- % change in body weight - % of patients with ≥5% weight reduction	July 2025	Japan	Eli Lilly and Company
Orforglipron LY3502970 (NCT05869903)	- ≥18 years - BMI ≥30 kg/m <sup>2</sup> , or BMI ≥27 kg/m <sup>2</sup> with at least one comorbidity <sup>1,4</sup>	3000	Orforglipron (oral, QD) <sup>2</sup> I1: dose 1 I2: dose 2 I3: dose 3 C: Placebo Duration: 72 weeks	- % change in body weight	Sep 2027	USA/ Brazil / China/ India/ Japan / Republic of Korea/ Puerto Rico/ Slovakia/ Spain/ Taiwan	Eli Lilly and Company
TG103 (NCT05997576)	- ≥18 to ≤75 years - BMI ≥28 kg/m <sup>2</sup> , or BMI <24 and ≤28 kg/m <sup>2</sup> with at least one comorbidity <sup>1</sup> , stable body weight	675	I: TG103 22.5 mg (SC, QW) doses gradually increased from 7.5 mg to 22.5 mg C: Placebo (SC, QW) Duration: 40 weeks <sup>3</sup>	- % change in body weight - % of patients with ≥5% weight reduction	April 2025	China	CSPC Baike (Shandong) Biopharmaceutical Co., Ltd.
<b>GLP-1/ Amylin Analog<sup>5</sup></b>							
CagriSema (NCT05567796)	- ≥18 years - BMI ≥30 kg/m <sup>2</sup> , or ≥27 kg/m <sup>2</sup> with at least one comorbidity <sup>1</sup>	3400	I1: Cagrisema (SC, QW) 2.4 mg/ 2.4 mg I2: Cagrilintide (SC, QW) 2.4 mg I3: Semaglutide (SC, QW) 2.4 mg C: Placebo (SC, QW) Duration: 68 weeks	- Relative change in body weight - % of patients with ≥5% weight reduction	Oct 2026	USA/ Australia/ Belgium/ Bulgaria/ Canada/ Denmark/ Finland/ France/ Germany/ India/ Italy/ Japan / Republic of Korea/ Mexico/Netherlands/ Poland /Serbia/ South	Novo Nordisk A/S



Drug (NCT)	Eligibility criteria	Sample size	Intervention and comparator Duration	Primary outcome	Expected completion date	Location	Company
						Africa/ Spain/ Taiwan/ Turkey/ United Kingdom	
CagriSema (NCT06131437)	- ≥18 years - BMI >30 kg/m <sup>2</sup>	800	I: CagriSema 2.4 mg/2.4 mg (SC, QW) C: Tirzepatide 15 mg (SC, QW) Duration: 72 weeks	- % change in body weight	Oct 2025	USA	Novo Nordisk A/S
CagriSema (NCT05813925)	- ≥18 years - BMI ≥27 kg/m <sup>2</sup> with at least two comorbidities <sup>1</sup>	330	I: CagriSema 2.4 mg/2.4 mg (SC) with a dose escalation period of 16 weeks <sup>6</sup> C: Semaglutide 2.4 mg (SC, QW) dose escalation period of 16 weeks <sup>7</sup> Duration: 52 weeks	- % change in body weight	March 2025	Japan/ Taiwan	Novo Nordisk A/S
CagriSema (NCT05996848)	- ≥18 years - BMI >30 kg/m <sup>2</sup> , or BMI >27 kg/m <sup>2</sup> with at least one comorbidity <sup>1</sup>	300	I: CagriSema 2.4 mg Cagrilintide /2.4 mg Semaglutide (SC, QW) C: Semaglutide 2.4 mg (SC, QW), Placebo (SC, QW) Duration: 44 weeks	- % change in body weight - % of patients with ≥5% weight reduction	April 2025	China	Novo Nordisk A/S
<b>GLP-1/ GIP/ Glucagon RA</b>							
Retatrutide LY3437943 (NCT05929066)	- ≥18 years - BMI ≥30 kg/m <sup>2</sup> , or ≥27 kg/m <sup>2</sup> with at least one comorbidity <sup>1,4</sup>	2100	Retatrutide (SC) <sup>2</sup> I1: dose 1 I2: dose 2 I3: dose 3 C: Placebo (SC) Duration: 80 weeks	- % change in body weight - Change from baseline in the WOMAC Score - Change from baseline in AHI Events Per Hour	May 2026	USA / Australia / Brazil/ Canada/ China/ Hungary/ India/ Korea/ Mexico/ Poland/ Puerto Rico/ Romania/ Spain/ Taiwan/ United Kingdom	Eli Lilly and Company
<b>GLP-1/ Glucagon RA</b>							
Mazdutide IBI362 or LY3305677 (NCT05607680)	- ≥18 years - BMI ≥28 kg/m <sup>2</sup> , or ≥24 kg/m <sup>2</sup> with at least one comorbidity <sup>1</sup>	600	I1: IBI362 (SC, QW) 2 mg for 4 weeks, 4 mg for 4 weeks I2: IBI362 (SC, QW) 2 mg for 4 weeks, 6 mg for 4 weeks	- % change in body weight - % of patients with ≥5% weight reduction	April 2024	China	Innovent Biologics (Suzhou) Co. Ltd.

Drug (NCT)	Eligibility criteria	Sample size	Intervention and comparator Duration	Primary outcome	Expected completion date	Location	Company
			for 40 weeks C: Placebo (SC, QW) for 48 weeks Duration: 48 weeks				
Mazdutide IBI362 or LY3305677 (NCT06164873)	- ≥18 years - BMI >30 kg/m <sup>2</sup> <sup>4</sup>	450	I: IBI362 (SC, QW) <sup>2</sup> C: Placebo (SC) Duration: 60 weeks	- % change in body weight - % of patients with ≥5% weight reduction	Sep 2025	China	Innovent Biologics (Suzhou) Co. Ltd.
Survodutide BI 456906 (NCT06066515)	- ≥18 years - BMI ≥30 kg/m <sup>2</sup> , or BMI ≥27 kg/m <sup>2</sup> with at least one comorbidity <sup>1,4</sup>	725	BI 456906 (SC, QW) I1: 3.6 mg I2: 6.0 mg C: Placebo (SC, QW) Duration: 76 weeks <sup>3</sup>	- % change in body weight - % of patients with ≥5% weight reduction	Jan 2026	USA/ Canada/ New Zealand	Boehringer Ingelheim
<b>SGLT-2 inhibitor</b>							
Dapagliflozin (NCT06000462)	- ≥18 years - BMI >30 and <35 kg/m <sup>2</sup> , stable body weight <sup>4</sup>	150	I1: Dapagliflozin 10 mg orally (QD) C: Metformin 1000 mg (QD), Placebo (QD) Duration: 32 weeks <sup>3</sup>	- % of patients with ≥5% weight reduction	Dec 2025	Oman	Oman Ministry of Health
<b>Sibutramine inhibits norepinephrine, serotonin, and to a lesser extent, dopamine reuptake at the neuronal synapse, and Topiramate XR stimulates GABA-A receptor activity</b>							
Sibutramine/ Topiramate XR (NCT05209984)	- ≥18 to 60 years - BMI ≥ 27 kg/m <sup>2</sup> with at least one comorbidity <sup>1</sup> , or BMI ≥30 kg/m <sup>2</sup> and <45 kg/m <sup>2</sup>	1855	I1: Sibutramine IR 15 mg / Topiramate XR 75 mg orally (QD) I2: Sibutramine IR 15 mg (Sibus®) Topiramate XR 100 mg orally (QD) C: Sibutramine 15 mg, Placebo Duration: 58 weeks	- Change in body weight	July 2027	Brazil	Eurofarma Laboratorios S.A.

Abbreviation list: GLP-1 RA, Glucagon-Like Peptide-1 Receptor Agonists; GLP-1 / GIP / Glucagon RA, Glucagon-Like Peptide 1, Glucose-Dependent Insulinotropic Polypeptide and Glucagon Receptor; SGLT2 Inhibitor, Sodium-glucose Cotransporter-2 Inhibitor; C, Control; I, Intervention; QD, Once daily; QW, Once weekly; SC, Subcutaneously; WOMAC, Western Ontario and McMaster Universities Arthritis Index; AHI, Apnea-Hypopnea Index. Numbers are rounded to one decimal place.

<sup>1</sup> Weight-related comorbidities include, but are not limited to, hypertension, dyslipidemia, obstructive sleep apnea, cardiovascular disease

<sup>2</sup> Dose or frequency not specified on clinicaltrials.gov

<sup>3</sup> Participants received a lifestyle counseling, i.e., dietary and exercise education

<sup>4</sup> At least one unsuccessful dietary effort to lose weight

<sup>5</sup> Cagrilintide is an amylin analog and semaglutide is a GLP-1 RA

<sup>6</sup> (0.25 mg of cagrilintide and 0.25 mg of semaglutide from weeks 0-4, 0.5 mg of cagrilintide and 0.5 mg of semaglutide from weeks 5-8, 1 mg of cagrilintide and 1 mg of semaglutide from weeks 9-12 and 1.7 mg of cagrilintide and 1.7 mg of semaglutide from weeks 13-16, 2.4 mg of cagrilintide and 2.4 mg of semaglutide thereafter)

<sup>7</sup> (0.25 mg for weeks 0-4, 0.5 mg for weeks 5-8, 1 mg for weeks 9-12 and 1.7 mg for weeks 13-16, 2.4 mg of semaglutide thereafter)

**Table 3. Summary of included completed but not published phase 2 trials**

Drug (NCT)	Eligibility criteria	Sample size	Intervention and comparator Duration	Primary Outcome	Expected completion date	Location	Company
<b>GLP-1 RA</b>							
Danuglipron <sup>1</sup> PF-06882961 (NCT04707313)	- ≥18 to 75 years - BMI ≥ 30 kg/m <sup>2</sup> , stable body weight	630	I: PF-06882961 40 mg, 80 mg, 120 mg, 160 mg, 200 mg (BID) C: Placebo Duration: 32 weeks	- % change in body weight  Press release: Mean placebo-adjusted weight reductions 8-13%	Oct 2023	USA/ Canada/ Japan/ Taiwan	Pfizer
Ecnoglutide XW003 (NCT05111912)	- ≥18 to 70 years - BMI ≥ 30 and ≤40 kg/m <sup>2</sup> , stable body weight, HbA1c <6.5%	206	XW003 (SC, QW) I: 1.2 mg, 1.8 mg, or 2.4 mg C: Liraglutide 3 mg (SC) Duration: 26 weeks	- % change in body weight	Dec 2022	Australia	Sciwind Biosciences
<b>GLP-1/ Glucagon RA</b>							
Pemvidutide <sup>6</sup> ALT-801 (NCT05295875)	- ≥18 to 75 years - BMI ≥ 30 kg/m <sup>2</sup> or BMI ≥ 27 kg/m <sup>2</sup> with at least one comorbidity <sup>2</sup>	320	ALT-801 (SC) <sup>3</sup> I1: dose 1 I2: dose 2 I3: dose 3 C: Placebo Duration: 48 weeks <sup>4</sup>	- % change in body weight  Press release: mean weight loss of 15.6% on 2.4 mg dose of pemvidutide at week 48, with weight loss continuing at the end of treatment	Sep 2023	USA	Altimmune
<b>Growth/differentiation factor 15 agonist</b>							
MBL949 (NCT05199090)	- ≥18 to 60 years - BMI ≥ 32 kg/m <sup>2</sup> , stable body weight	126	I: MBL949 (SC) <sup>3</sup> C: Placebo Duration: 16 weeks	- Frequency and severity of adverse events - Change in body weight	May 2023	USA	Novartis
<b>Selective agonist of the melanocortin 4 receptor</b>							
Setmelanotide RM-493 (NCT02041195)	- ≥18 to 65 years - BMI >30 and <40 kg/m <sup>2</sup>	99	I: RM-493 (SC, QD) or RM-493 split dose one half in the morning and one half in the evening <sup>3</sup> C: Placebo (SC) Duration: 12 weeks <sup>4,5</sup>	- % change in body weight - Assessment of adverse events and clinical laboratory evaluations	Dec 2014	USA	Rhythm Pharmaceuticals, Inc.
Setmelanotide	- ≥18 to 65	74	I: RM-493	- % change in body weight	Sep 2014	USA	Rhythm

Drug (NCT)	Eligibility criteria	Sample size	Intervention and comparator Duration	Primary Outcome	Expected completion date	Location	Company
RM-493 (NCT01749137)	years - BMI >30 and <40 kg/m <sup>2</sup>		1mg/24hrs (SC) C: Placebo (SC) Duration: 130 weeks <sup>4</sup>	weight			Pharmaceuticals, Inc.
<b>Semaglutide is a GLP-1 RA and NNC01651875 is a neuropeptide Y receptor type 2 agonist</b>							
Semaglutide NNC0165-1875 (NCT04969939)	- ≥18 years - BMI >30 and <45 kg/m <sup>2</sup>	120	I1: Semaglutide 2.4 mg and NNC0165-1875 2.0 mg I2: Semaglutide 2.4 mg and NNC0165-1875 1.0 mg C1: Semaglutide 2.4 mg and Placebo 2.0 mg C2: Semaglutide 2.4 mg and Placebo 1.0 mg Duration: 40 weeks	- Number adverse events - % change in body weight	Jan 2023	USA	Novo Nordisk A/S
<b>Targets bitter taste receptors (TS2R)</b>							
Oral Denatonium Acetate ARD-101 (NCT05121441)	- ≥18 to 65 years - BMI >30 and <40 kg/m <sup>2</sup>	20	I: 200 mg (BID) C: Placebo Duration: 4 weeks	- % change in body weight	Nov 2022	USA	Aardvark Therapeutic, Inc.

Abbreviation list: GLP-1 RA, Glucagon-Like Peptide-1 Receptor Agonists; C, Control; I, Intervention; QD, Once daily; BID, Twice daily; QW, Once weekly; SC, Subcutaneously. Numbers are rounded to one decimal place.

<sup>1</sup> Results published from press release

<sup>2</sup> Comorbidities include, but are not limited to, hypertension, dyslipidemia, obstructive sleep apnea, cardiovascular disease

<sup>3</sup> Doses not specified on clinicaltrials.gov

<sup>4</sup> Participants received a lifestyle counseling, i.e., dietary and exercise education

<sup>5</sup> Mode of administration and frequency not described on clinicaltrials.gov

**Table 4. Summary of included ongoing phase 2 trials**

Drug NCT	Population	Sample size	Intervention	Primary outcome	Expected Completion date	Location	Company
<b>GLP-1 RA</b>							
TG103 (NCT0529 9697)	- ≥18 years to 75 years - BMI ≥ 28 kg/m <sup>2</sup> , or >24 and <28 kg/m <sup>2</sup> , with at	195	TG103 (SC, QW) I1: 15 mg I2: 22.5 mg C: Placebo (SC) Duration: 24 weeks <sup>1</sup>	- Change in body weight	Sep 2023	China	CSPC Baike (Shandong) Biopharma

Drug NCT	Population	Sample size	Intervention	Primary outcome	Expected Completion date	Location	Company
	least one comorbidity <sup>1</sup> , stable body weight						ceutical
<b>GLP-1 RA/ GIP receptor antagonist</b>							
Maridebart Cafragluti de AMG 133 (NCT0566 9599)	- ≥18 to 99 years - BMI ≥30 kg/m <sup>2</sup> or ≥27 kg/m <sup>2</sup> with at least one comorbidity <sup>2</sup>	592	AMG 133 <sup>3,4</sup> I1: dose 1 I2: dose 2 I3: dose 3 C: Placebo Duration: 52 weeks	- % change in body weight	Jan 2026	USA/ Australia / Canada/ Czechia/ Germany / Hong Kong/ Hungary/ Japan/ Republic of Korea/ Poland/ Spain/ Taiwan	Amgen
<b>GLP-1/GIP RA</b>							
HRS9531 (NCT0588 1837)	- ≥18 to 65 years - BMI ≥28 and ≤40 kg/m <sup>2</sup> , stable body weight - Diet and exercise control for at least 3 months	249	HRS9531 (SC) <sup>3</sup> I1: dose 1 I2: dose 2 I3: dose 3 I4: dose 4 C: Placebo Duration: 24 weeks	- % change in body weight	Oct 2024	China	Fujian Shengdi Pharmaceutical Co., Ltd.
HRS9531 (NCT0605 4698)	- ≥18 to 65 years - BMI ≥28 and ≤40 kg/m <sup>2</sup> , stable body weight - Diet and exercise control for at least 3 months	60	I: HRS9531 (SC, QW) <sup>3</sup> C: Placebo Duration: 36 weeks	- % change in body weight	Sep 2024	China	Fujian Shengdi Pharmaceutical Co., Ltd
HS-20094 (NCT0611 8021)	- ≥18 to 65 years - BMI ≥28 kg/m <sup>2</sup> , or BMI ≥24 and <28 kg/m <sup>2</sup> with at least one comorbidity <sup>2</sup> , stable body weight - Diet and	200	HS-20094 (SC, QW) I1: 5 mg I2: 10 mg I3: 15 mg I4: 20 mg C: Placebo Duration: 24 weeks	- % change in body weight	Oct 2024	China	Jiangsu Hansoh Pharmaceutical Co., Ltd.

Drug NCT	Population	Sample size	Intervention	Primary outcome	Expected Completion date	Location	Company
	exercise control for at least 3 months						
VK2735 (NCT0606 8946)	- ≥18 years - BMI ≥30 kg/m <sup>2</sup> , or BMI ≥27 kg/m <sup>2</sup> , with at least one comorbidity <sup>2</sup> , and BMI <50 kg/m <sup>2</sup>	176	VK2735 <sup>3,4</sup> I1: dose 1 I2: dose 2 I3: dose 3 I4: dose 4 C: Placebo Duration: 13 weeks	- % change in body weight - % of patients with ≥5% weight reduction	June 2024	USA	Viking Therapeutics, Inc.
<b>GLP-1/GLP-2 RA</b>							
Dapigliutide (NCT0578 8601)	- ≥18 to 75 years - BMI ≥ 30 kg/m <sup>2</sup> with at least one comorbidity <sup>2</sup>	54	Dapigliutide (SC, QW) I1: 4 mg I2: 6 mg C: Placebo Duration: 12 weeks	- % change in body weight	Aug 2024	Denmark	Zealand Pharma
<b>GLP-1/ Glucagon RA</b>							
Mazdutide IBI362 or LY330567 7 (NCT0612 4807)	- ≥16 to 75 years - BMI ≥27 kg/m <sup>2</sup> , with at least one comorbidity <sup>2</sup> , stable body weight	165	LY3305677 (SC, QW) <sup>3</sup> I1: dose 1 I2: dose 2 I3: dose 3 C: Placebo Duration: 62 weeks	- % change in body weight	May 2025	USA	Eli Lilly and Company
<b>Others<sup>5</sup></b>							
Vutigliabridin HSG4112 (NCT0519 7556)	- ≥19 to 70 years - BMI >30 and < 39.9 kg/m <sup>2</sup> , with or without comorbidities <sup>2</sup> , or BMI >27 and <29.9 kg/m <sup>2</sup> with at least one comorbidity <sup>2</sup>	81	HSG4112 (oral, QD) I1: 200 mg I2: 400 mg I3: 600 mg C: Placebo Duration: 12 weeks	- Change in body weight - Adverse event monitoring	April 2023	Republic of Korea	Glaceum
Bimagrumab +/- GLP-1 (NCT0561 6013)	- ≥18 to 80 years - BMI ≥ 30 kg/m <sup>2</sup> , or BMI ≥ 27 kg/m <sup>2</sup> with at least one comorbidity <sup>2</sup> , stable body weight	507	Bimagrumab (IV), Semaglutide(SC) I1: Bimagrumab 10 mg/kg (at baseline, week 4, 16, 28, and 40) to bimagrumab 30 mg/kg (at week 52 and 64) I2: Bimagrumab 10 mg/kg (at baseline, week 4, 16, 28, 40, 52 and 64) + semaglutide 1.0 mg (QW)	- Change in body weight	June 2025	USA/ Australia / New Zealand	Versanis Bio

Drug NCT	Population	Sample size	Intervention	Primary outcome	Expected Completion date	Location	Company
			<p>I3: Bimagrumab 10 mg/kg (at baseline, week 4, 16, 28, 40, 52 and 64) + semaglutide 2.4 mg (QW)</p> <p>I4: Bimagrumab 30 mg/kg (at baseline, week 4, 16, 28, 40, 52 and 64)</p> <p>I5: Bimagrumab 30 mg/kg (at baseline, week 4, 16, 28, 40, 52 and 64) + semaglutide 1.0 mg (QW)</p> <p>I6: Bimagrumab 30 mg/kg (at baseline, week 4, 16, 28, 40, 52 and 64) + semaglutide 2.4 mg (QW)</p> <p>C:                      - Placebo (at baseline, week 4, 16, 28 and 40) to bimagrumab 30 mg/kg (at week 52 and 64)                      - Placebo (at baseline, week 4, 16, 28, 40, 52 and 64) + semaglutide 1.0 mg (QW)                      - Placebo (at baseline, week 4, 16, 28, 40, 52 and 64) + semaglutide 2.4 mg (QW)</p> <p>Duration: 48 weeks</p>				
S-309309 (NCT0592 5114)	- ≥18 years - BMI ≥30 kg/m <sup>2</sup> , stable body weight <sup>6</sup>	365	S-309309 <sup>3,4</sup> I1: low dose I2: middle dose I3: high dose C: Placebo Duration: 24 weeks <sup>1</sup>	- % change in body weight	May 2024	USA	Shionogi
K-757 K-833 (NCT0601 9559)	- ≥18 to 70 years - BMI >30 and <40 kg/m <sup>2</sup> , stable body weight <sup>6</sup>	150	I1: K-757 and K-833 <sup>3,4</sup> I2: K-757 and matching placebo to K-833 <sup>3,4</sup> I3: Matching placebo to K-757 and matching placebo to K-833	- % change in body weight	Feb 2024	USA	Kallyope Inc.

Drug NCT	Population	Sample size	Intervention	Primary outcome	Expected Completion date	Location	Company
			Duration: 13 weeks <sup>1</sup>				
Orlistat/ Acarbose EMP16 (NCT0593 4110)	- ≥18 years - BMI ≥30 kg/m <sup>2</sup> , or BMI ≥27 kg/m <sup>2</sup> with at least one comorbidity <sup>2</sup> , adequate renal and hepatic function	320	EMP16-120/40 / EMP16-60/20 <sup>4</sup> I1: week 1-2: 60 mg orlistat/20 mg acarbose I2: week 3-4: 60 mg orlistat/20 mg acarbose I3: week 5-26: 60 mg orlistat/20 mg acarbose C: - Modified release orlistat 120 mg - Conventional orlistat - Placebo Duration: 26 weeks	- % change in body weight - % of patients with ≥5% weight reduction	March 2024	Sweden	Empros Pharma AB
Trevogruma b/ Garetosmab / Semaglutide REGN1033 GDF8 (NCT06299 098)	Part A - ≥18 to ≤55 years - BMI ≥18 and ≤32 kg/m <sup>2</sup>  Part B <sup>6</sup> - ≥18 to ≤80 years - BMI ≥30 kg/m <sup>2</sup>	624	Part A (IV or SC) <sup>3</sup> - Trevogrumab - Placebo  Part B <sup>3</sup> A0: - Semaglutide (SC) - Matching Placebo- Trevogrumab (SC) - Matching Placebo- Garetosmab (IV) A1: - Trevogrumab (SC, high dose) - Semaglutide (SC) - Matching Placebo- Trevogrumab (SC) - Matching Placebo- Garetosmab (IV)  B0: - Trevogrumab (SC, low dose) - Semaglutide (SC) - Matching Placebo- Trevogrumab (SC) - Matching Placebo- Garetosmab (IV) B1: - Trevogrumab (SC, low	- % change in body weight (Part B)	June 2026	USA	Regeneron Pharmaceu ticals



Drug NCT	Population	Sample size	Intervention	Primary outcome	Expected Completion date	Location	Company
			<p>followed by high dose)</p> <ul style="list-style-type: none"> <li>- Semaglutide (SC)</li> <li>- Matching Placebo-Garetosmab (IV)</li> </ul> <p>C0:</p> <ul style="list-style-type: none"> <li>- Trevogrumab (SC, high dose)</li> <li>- Semaglutide (SC)</li> <li>- Matching Placebo-Trevogrumab (SC)</li> <li>- Matching Placebo-Garetosmab (IV)</li> </ul> <p>C1:</p> <ul style="list-style-type: none"> <li>- Trevogrumab (SC, high dose)</li> <li>- Semaglutide (SC)</li> <li>- Matching Placebo-Garetosmab (IV)</li> </ul> <p>D0:</p> <ul style="list-style-type: none"> <li>- Trevogrumab (SC, high dose)</li> <li>- Garetosmab (IV)</li> <li>- Semaglutide (SC)</li> <li>- Matching Placebo-Trevogrumab (SC)</li> </ul> <p>D1:</p> <ul style="list-style-type: none"> <li>- Trevogrumab (SC, high dose)</li> <li>- Garetosmab (IV)</li> <li>- Semaglutide (SC)</li> </ul> <p>Duration: 26 weeks</p>				

Abbreviation list: GLP-1 RA, Glucagon-Like Peptide-1 Receptor Agonists; GLP-1 / GIP, Glucagon-Like Peptide 1 / Glucose-Dependent Insulinotropic Polypeptide; GLP-2, Glucagon-Like Peptide-2; SGLT2 Inhibitor, Sodium-glucose Cotransporter-2 Inhibitor; C, Control; I, Intervention; QD, Once daily; QW, Once weekly; SC, Subcutaneously; IV, Intravenous. Numbers are rounded to one decimal place.

<sup>1</sup> Participants received a lifestyle counseling, i.e., dietary and exercise education

<sup>2</sup> Comorbidities include, but are not limited to, hypertension, dyslipidemia, obstructive sleep apnea, cardiovascular disease

<sup>3</sup> Dose or frequency not specified on clinicaltrials.gov

<sup>4</sup> Mode of administration not described on clinicaltrials.gov

<sup>5</sup> Others include: Vutigliabridin; glabridin analog, Bimagrumab; human monoclonal antibody to the activin receptor type II, S-309309; MGAT2 transferase inhibitor, K-757 and K-833; nutrient receptor stimulants and Orlistat/ Acarbose; Orlistat is a gastric and pancreatic lipases inhibitor and Acarbose is a pancreatic alpha-amylase inhibitor

<sup>6</sup> At least one unsuccessful dietary effort to lose weight



Fig 1

# Identification of studies via databases and registers

Identification

Records identified from:

- Medline & Embase<sup>1</sup> (n = 3187)
- ClinicalTrials.gov<sup>2</sup> (n = 1470)

Records removed *before screening*:

Duplicate records removed from databases (n = 528)

Screening

Records screened:

- Medline & Embase (n = 2657)

Reports excluded after title and abstract screening:

- Medline & Embase (n = 2609)

Records assessed for eligibility:

- Medline & Embase (n = 48)
- ClinicalTrials.gov (n = 1470)

Reports excluded from databases after full-text screening:

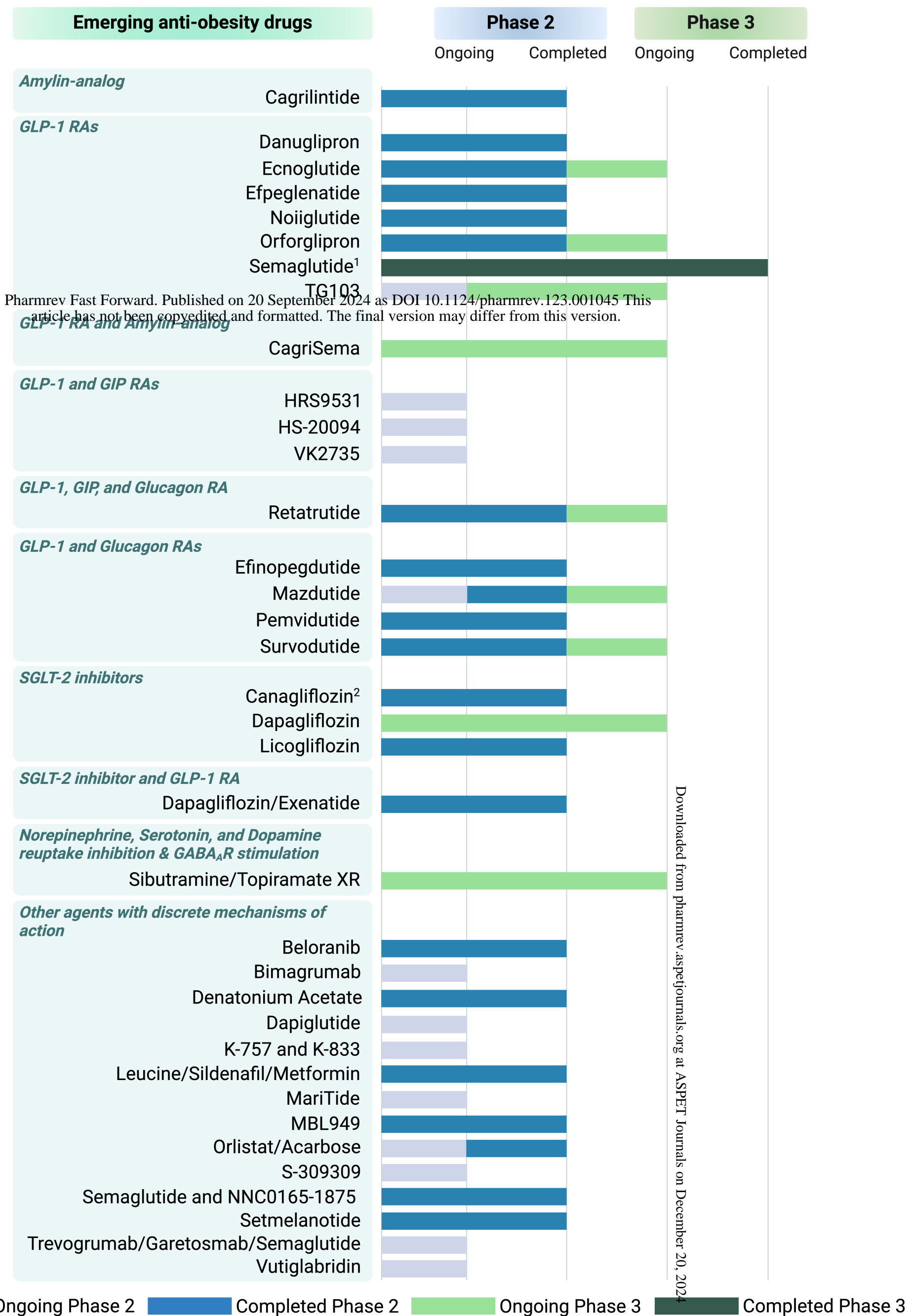
- Published before 2012 (n = 1)
- Includes diabetics (n = 2)
- Includes MASH (n = 2)
- Includes syndromic obesity (n = 1)
- Population not obese (n = 1)
- Special population<sup>3</sup> (n = 9)
- Weight or BMI change is not the primary outcome (n = 5)
- Not an RCT (n = 9)
- FDA-approved drug (n = 1)

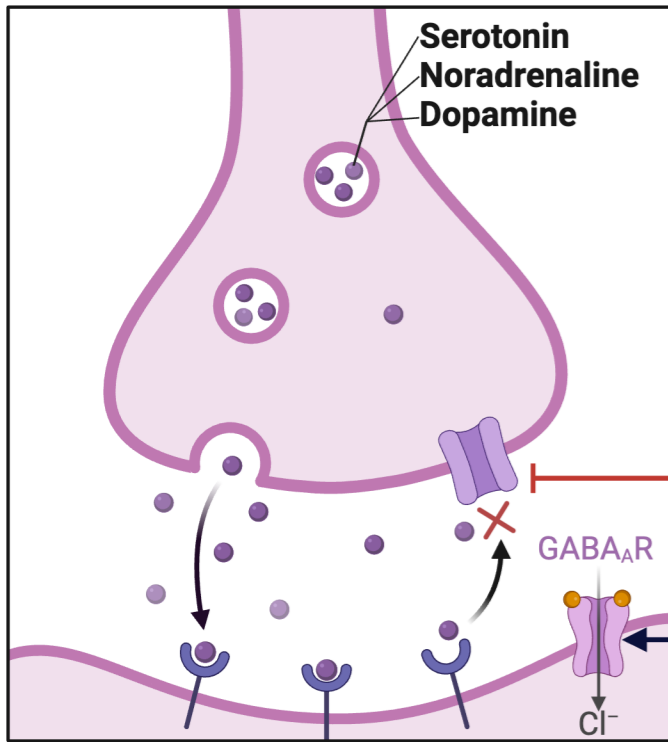
Included

- Studies included in review retrieved from databases (n = 17)
- Reports of included studies retrieved from ClinicalTrials.gov (n = 40)

Downloaded from pharmrev.aspenjournals.com on December 20, 2024


Fig 2





## Completed & Ongoing Phase 3 Drugs

### CagriSema




Amylin analog & GLP-1 receptor agonist

### Dapagliflozin




SGLT-2 inhibitor

### Mazdutide, Survodutide




Dual GLP-1 & Glucagon receptor agonist

### Ecnoglutide, Orforglipron, Semaglutide<sup>1</sup>, TG103



GLP-1 receptor agonist

### Retatrutide

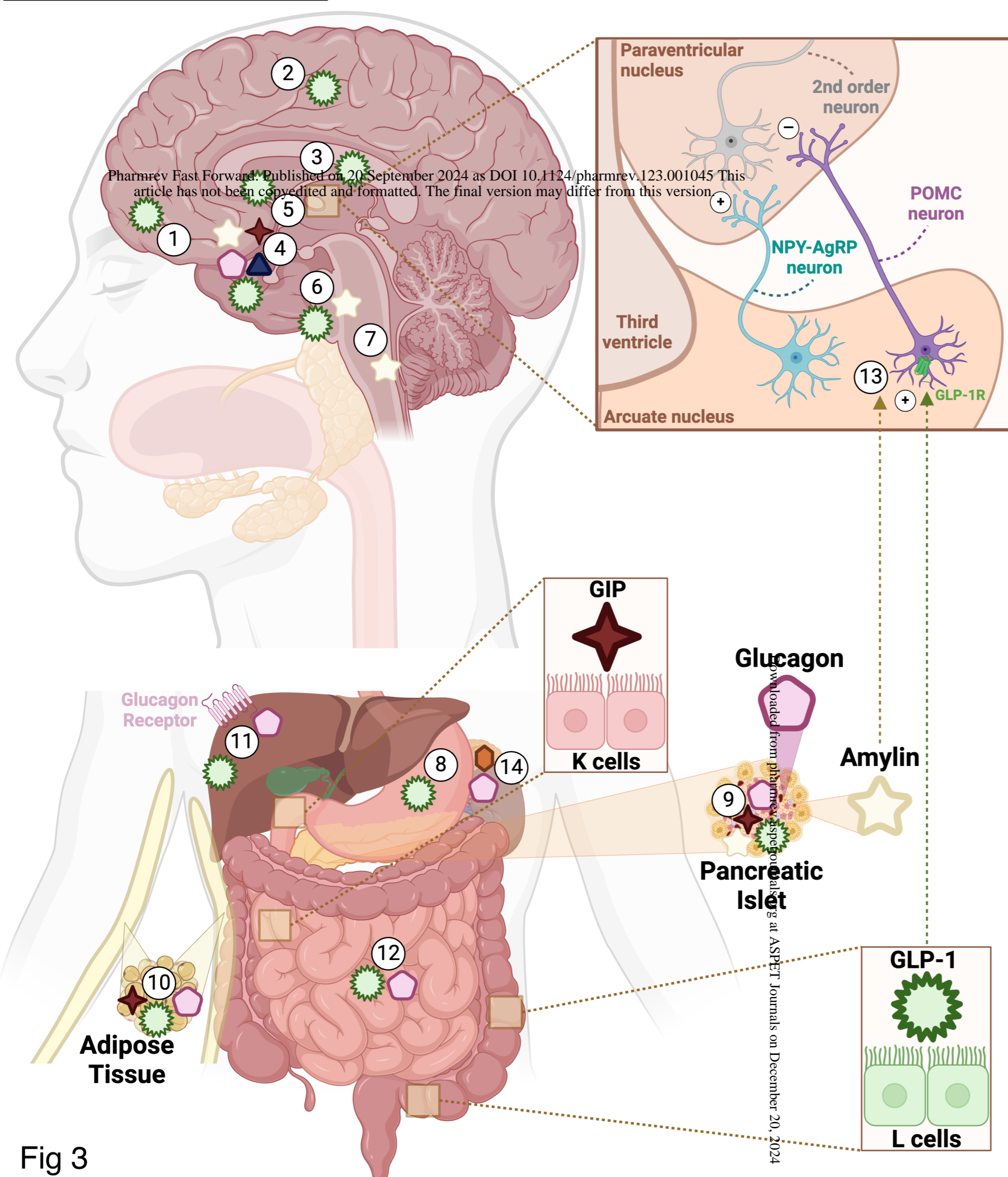


Triple GLP-1, GIP, and Glucagon receptor agonist

### Sibutramine/ Topiramate XR



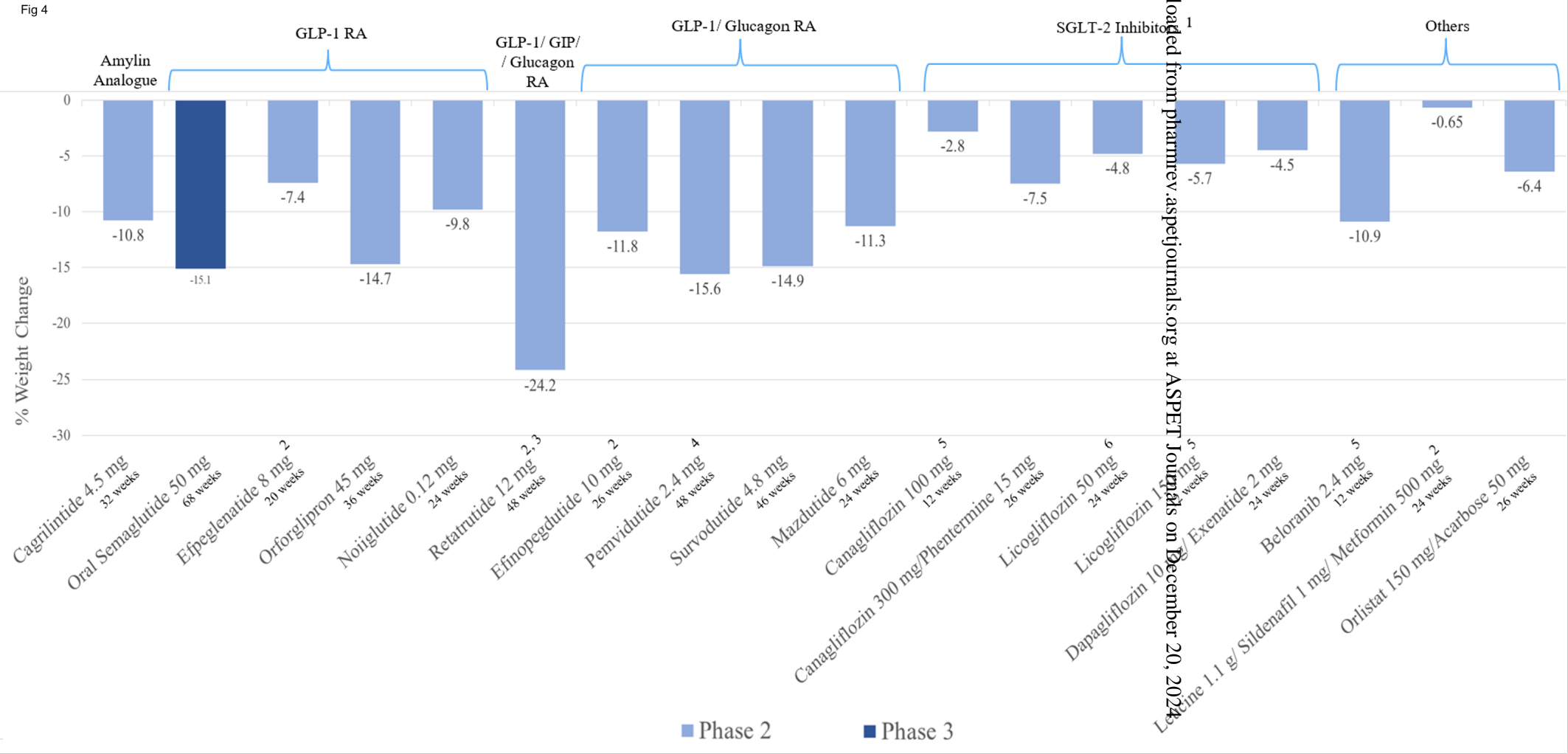
Norepinephrine, serotonin, and dopamine reuptake inhibition & GABA<sub>A</sub>R stimulation



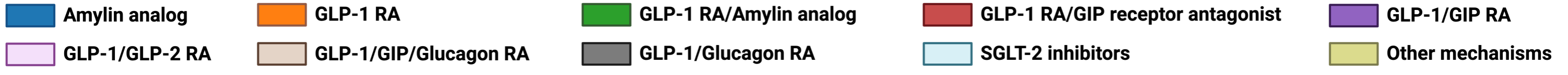
Downloaded from pharmrev.aspetjournals.org at ASPET Journals on December 20, 2024

Fig 3

Fig 4



**Mechanisms of action in development**



**Distribution of mechanisms of action**



Pharmrev Fast Forward. Published on 20 September 2024 as DOI 10.1124/pharmrev.123.001045 This article has not been copyedited and formatted. The final version may differ from this version.

**Global distribution**

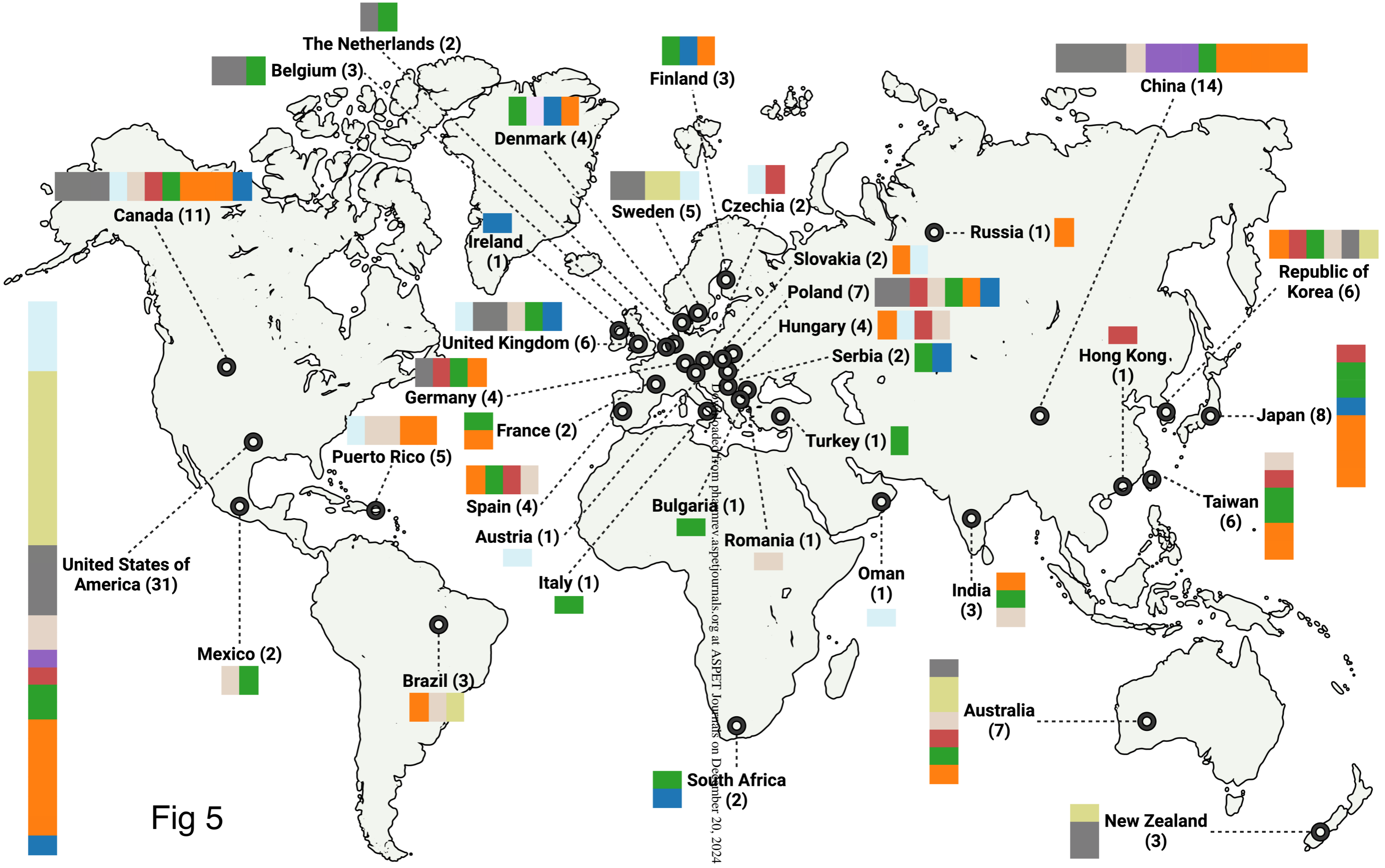
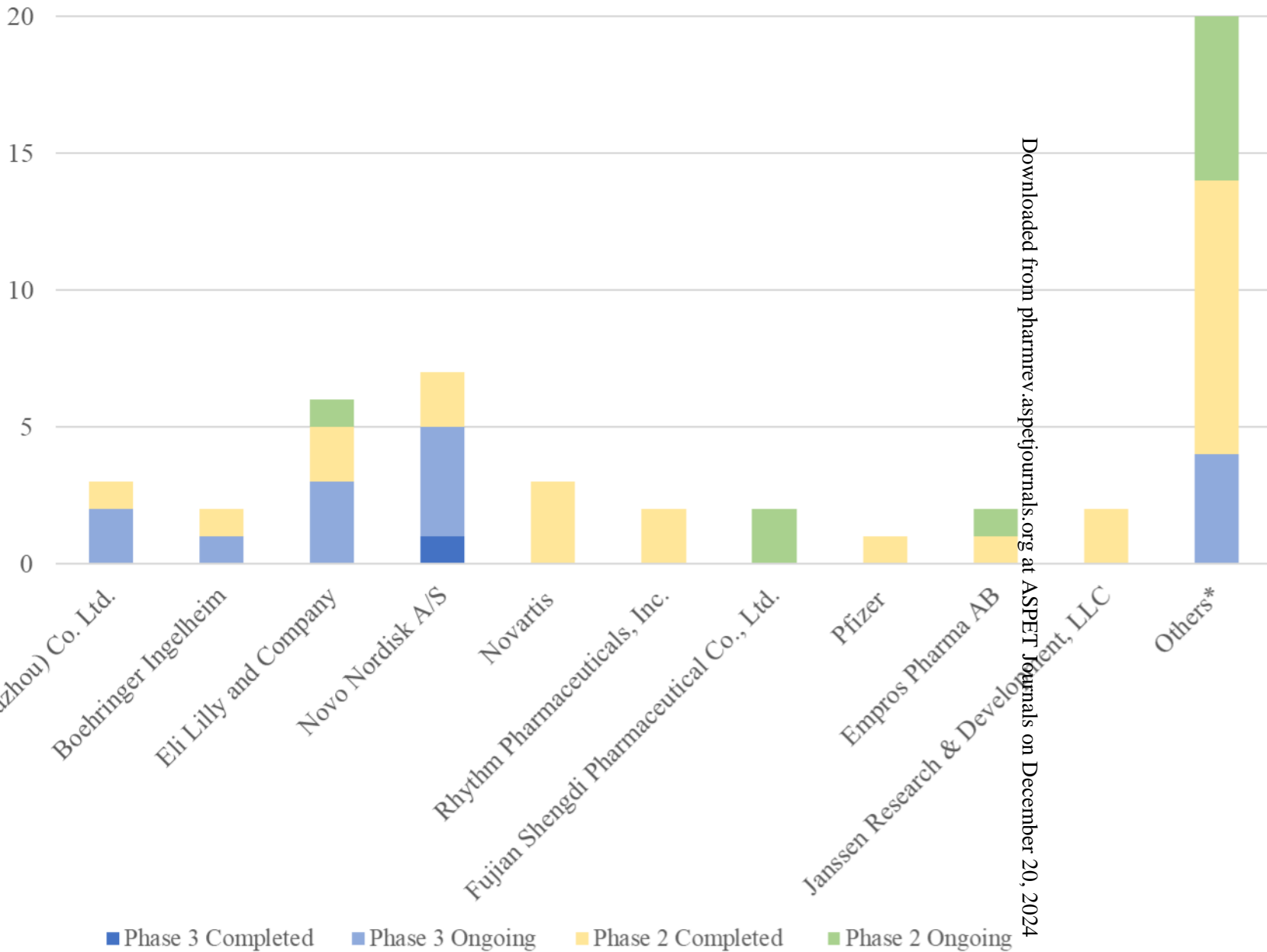


Fig 5

Data obtained from pharmrev.aspetjournal.org at ASPET Journals on December 20, 2024

Fig 6





## Appendix 1: Search Strategy

---

**Database: Ovid MEDLINE(R) and Epub Ahead of Print, In-Process, In-Data-Review & Other Non-Indexed Citations and Daily <1946 to April 25, 2023>**

**Search Strategy:**

- 1 exp Overnutrition/ (269498)
- 2 exp overweight/ (269055)
- 3 exp body weight changes/ (82880)
- 4 body size/ or exp waist circumference/ (31634)
- 5 exp body fat distribution/ or exp body mass index/ (159504)
- 6 exp Adipose Tissue/ (110418)
- 7 abdominal fat/ or intra-abdominal fat/ (9379)
- 8 (obes\* or o-bes\* or (over adj1 weigh\*) or overweigh\* or (excess\* adj2 fat\*) or BMI or (body mass adj2 (index or ind?ces))).mp. (671729)
- 9 (overnutriti\* or hypernutriti\* or hyperphagi\*).mp. (9485)
- 10 ((hyper\* or over or excess\* or increase\* or gain\* or chang\*) adj3 (phagi\* or nutriti\* or weigh\*)).mp. (192254)
- 11 ((waist or abdom?n\*) adj3 (circumferenc\* or obesit\* or fat\* or adipos\* or tissue\*)).mp. (67788)
- 12 (body adj2 (size\* or weight\* or fat\*)).mp. (465995)
- 13 (adipos\* or ((adipos\* or white) adj2 tissue\*)).mp. (183789)
- 14 (fat adj2 (bod\* or pad? or tissue\*)).mp. (63626)
- 15 ((abdom?n\* or (intra adj abdom?n\*) or viscera\* or center or central or mesenter\* or (retro adj periton\*) or periton\*) adj2 (obesit\* or fat\* or adipos\* or tissue\*)).mp. (54760)
- 16 1 or 2 or 3 or 4 or 5 or 6 or 7 or 8 or 9 or 10 or 11 or 12 or 13 or 14 or 15 (1242287)
- 17 clinical trials, phase ii as topic/ or clinical trials, phase iii as topic/ (17233)
- 18 ((clinical trial\* or drug\* eval\* or eval\* stud\*) adj2 ('2' or '3' or II or III)).mp. (93432)
- 19 ((randomized controlled trial or controlled clinical trial).pt. or randomized.ab. or placebo.ab. or drug therapy.fs. or randomly.ab. or trial.ab. or groups.ab.) not (exp animals/ not humans.sh.) (4921262)
- 20 17 or 18 or 19 (4933241)
- 21 ((Cannabidiol\* adj oral\*) or RAD011).mp. (16)
- 22 Somatropin\*.mp. (326)
- 23 Oxytocin/ or oxytocin\*.mp. (30812)
- 24 (ARD-101 or oral denatonium acetate\*).mp. (2)
- 25 BI 456906.mp. (3)
- 26 (Mazdutide\* or IBI362 or LY3305677).mp. (3)

- 27 (LY3298176 or Mounjar\* or tirzepatid\*).mp. (214)
- 28 ((CT adj "868") or GMA106 or (CT adj "388")).mp. (6)
- 29 (LY3437943 or Retatrutid\*).mp. (3)
- 30 Exenatide/ or exenatid\*.mp. (3776)
- 31 (XW003 or ecnoglutid\*).mp. (0)
- 32 (PF-06882961 or Danuglipron).mp. (10)
- 33 (LY3502970 or Orforglipron).mp. (5)
- 34 (SHR20004 or Niiiglutide).mp. (0)
- 35 (NNC0165-1875 or NNC0174-0833 or AM833).mp. (4)
- 36 Cagrilintid\*.mp. (15)
- 37 Dapagliflozin.mp. (2544)
- 38 methylphenidate/ or (Methylphenidat\* or 113-45-1 or 207zz9qz49 or 298-59-9 or 4b3sc438hi or centedrin\* or concerta\* or daytrana or equasym\* or metadata\* or methylin\* or phenidylat\* or Ritalin\* or tsentedrin\*).mp. (16839)
- 39 Acetylcholine blockers.mp. (3)
- 40 (HSG4112 or Tocotrienol\* or ERX1000 or AMG 133 or MBL949 or NO-13065 or NNC0247-0829 or LY3841136 or BMS-986172).mp. (2057)
- 41 Glucagon-Like Peptide 1/ or Glucagon-Like Peptide-1 Receptor/ (12384)
- 42 Gastric Inhibitory Polypeptide/ (2955)
- 43 Glucagon/ (25973)
- 44 41 and 43 (2247)
- 45 42 and 43 (790)
- 46 41 and 42 and 43 (476)
- 47 Glucagon-Like Peptide-1 Receptor/ (4656)
- 48 Receptors, Neuropeptide Y/ (2582)
- 49 exp Dopamine Uptake Inhibitors/ (65388)
- 50 exp Amylin Receptor Agonists/ or exp Sodium-Glucose Transporter 2 Inhibitors/ (8615)
- 51 Glabridin analogue.mp. (0)
- 52 exp Vitamin E/ (34631)
- 53 17 or 18 (93432)
- 54 21 or 22 or 23 or 24 or 25 or 26 or 27 or 28 or 29 or 30 or 31 or 32 or 33 or 34 or 35 or 36 or 37 or 38 or 39 or 40 or 44 or 45 or 46 or 47 or 48 or 49 or 50 or 51 or 52 (161714)
- 55 16 and 20 and 54 (5242)
- 56 16 and 53 and 54 (341)
- 57 Canagliflozin/ or Canagliflozin\*.mp. (1734)

- 58** Zonisamide/ or Zonisamide\*.mp. (1600)
- 59** Orlistat/ or (alli or orlistat or orlistat or "ro 18 0647" or "ro 180647" or ro180647 or tetrahydrolipstatin or xenical).mp. (2494)
- 60** (Phentermine/ and Topiramate/) or ((phentermine and topiramate) or phenterminetopiramate orqnexa or qsiva or qsymia or topiramatephentermine).mp. (338)
- 61** (Setmelanotid\* or bim 22493 or bim 22493 or cam 4072 or cam4072 or imcivre\* or "irc 022493" or irc022493 or n2 acetyl arg cys dextro ala his dextro phe arg trp cys amide cyclic 2 or 8 disulfid\* or n2 acetylarginylcysteiny dextro alanylhistidyl dextro phenylalanylarginyltryptophylcysteinamide cyclic 2 or rm 493 or rm493 or setmelanotide hydrochlorid\*).mp. (109)
- 62** (Metreleptin\* or methionyl recombinant leptin or methionylleptin\* or myalept\* or n methionylleptin or metHuLeptin\*).mp. (227)
- 63** (Tesofensin\* or ns 2330 or ns2330).mp. (57)
- 64** Sitagliptin Phosphate/ or Sitagliptin\*.mp. (3016)
- 65** Cabergoline/ or Cabergoline\*.mp. (2022)
- 66** (Pramlintid\* or Beloranib\* or THR-4109 or Velneperit\* or "SCH 497079" or PYY3-36 or Canagliflozin\* or AC2307 or Bupropion\* or Flenfuramin\* or JNJ-16269110 or EMP16-02 or CP-866,087 or JNJ-64565111 or NNC0174-0833 or NS-0200 or NS-0300 or LIK066 or GW869682 or "ATHX-105 phosphate" or HPP404 or TM30339 or SR147778 or LAPS-exendin or MK0557 or TG103 or "Sodium pentaborate pentahydrate" or ALT-801 or PF-07081532 or BMS-646256 or CP-741,952 or LY377604 or Sibutramin\*).mp. (3932)
- 67** (Fenofibrat\* or Testosteron\* or Leptin\* or Betahistin\* or Rybels\* or Gly-low\* or Dapiglutid\* or Bimagrumab\* or Taranabant\* or Rimonabant\* or Otenabant\* or Fluoxetin\* or Metoprolol\* or Perindopril\* or Exendin 9-39).mp. (188017)
- 68** 57 or 58 or 59 or 60 or 61 or 62 or 63 or 64 or 65 or 66 or 67 (200038)
- 69** 54 or 68 (356230)
- 70** 16 and 20 and 69 (19467)
- 71** 16 and 53 and 69 (518)
- 72** ((fumagillin-class methionine aminopetidase-2 or MetAP2) adj2 inhibitor).mp. (32)
- 73** Histamine H3 Antagonists/ or (((H3 or histamine) adj2 receptor antag\*) or (H3 or histamine)) adj2 block\*).mp. (1576)
- 74** exp Selective Serotonin Reuptake Inhibitors/ or selective serotonin reuptake inhibitor\*.mp. (50734)
- 75** exp Sulfonamides/ or Sulfonamid\*.mp. (141072)
- 76** Receptor, Melanocortin, Type 4/ or (MC4R adj2 agonis\*).mp. or (melanocortin\* adj2 "4" adj2

- agonis\*).mp. (1953)
- 77** ((Microsomal triglyceride transfer protein or MTP) adj2 inhibit\*).mp. (345)
- 78** Lipas\* inhibit\*.mp. (1512)
- 79** exp Glycoside Hydrolase Inhibitors/ or glycosid\* hydrolas\* inhibi\*.mp. (4780)
- 80** ((mu or morphin\*) adj2 receptor\* adj2 antagon\*).mp. (1446)
- 81** leucine/ or leucine\*.mp. (90454)
- 82** metformin.mp. or Metformin/ (29139)
- 83** sildenafil\*.mp. or Sildenafil Citrate/ (8526)
- 84** 81 and 82 and 83 (6)
- 85** Leptin/ or leptin\* analog\*.mp. (26014)
- 86** ((TAS2R or bitter taste\* receptor\*) adj2 agonis\*).mp. (70)
- 87** exp GABA Agonists/ or (GABA adj2 Agonis\*).mp. (16099)
- 88** Receptor, Cannabinoid, CB1/ or Cannabinoid\* receptor\*.mp. (14882)
- 89** Histamine Agonists/ or partial\* histamine\* agon\*.mp. or (partial\* h1 adj2 agon\*).mp. (1361)
- 90** Histamine H3 Antagonists/ or ((Histamine or H3) adj2 Antag\*).mp. (30870)
- 91** Activin Receptors, Type II/ or (activin adj2 2B adj2 antag\*).mp. (1210)
- 92** "Serotonin and Noradrenaline Reuptake Inhibitors"/ or ((serotonin norepinephrine or serotonin noradrenaline) adj2 reuptake inhibitor\*).mp. (2109)
- 93** Adrenergic beta-3 Receptor Agonists/ or ("beta 3" adj adrenergic adj2 agon\*).mp. (904)
- 94** exp Adrenergic beta-1 Receptor Antagonists/ or (beta adj "1" adj2 Antag\*).mp. (15827)
- 95** Angiotensin-Converting Enzyme Inhibitors/ or ((ACE or Angiotensin Converting Enzym\*) adj inhibit\*).mp. (53989)
- 96** Dipeptidyl-Peptidase IV Inhibitors/ or ((DPP4 or Dipeptidyl Peptidase IV or Dipeptidyl Peptidase 4) adj2 inhibit\*).mp. (7388)
- 97** Glucagon-Like Peptide-1 Receptor/ or ((Glucagon Like Peptide 1 or GLP 1) adj2 Receptor).mp. (8849)
- 98** Glucagon-Like Peptide-2 Receptor/ or ((Glucagon Like Peptide 2 or GLP 2) adj2 Receptor).mp. (238)
- 99** 97 and 98 (67)
- 100** Receptor, Serotonin, 5-HT2C/ or (((5" adj ht2c) or 5 hydroxytryptamine type 2c or (serotonin adj 2c)) adj2 receptor\*).mp. (2497)
- 101** sodium channel\* blocker\*.mp. or Sodium Channel Blockers/ (6548)
- 102** calcium channel\* blocker\*.mp. or Calcium Channel Blockers/ (46849)
- 103** 101 and 102 (602)
- 104** 72 or 73 or 74 or 75 or 76 or 77 or 78 or 79 or 80 or 84 or 85 or 86 or 87 or 88 or 89 or 90 or

**Emerging Pharmacotherapies for Obesity: A Systematic Review**

Michail Kokkorakis, Marlene Chakhtoura, Caline Rhayem, Jana Al Rifai, Malak Ghezzawi, Laura Valenzuela-Vallejo, Christos S. Mantzoros

*Pharmacological Reviews*

PHARMREV-AR-2023-001045

91 or 92 or 93 or 94 or 95 or 96 or 99 or 100 or 103 (367397)

**105** 54 or 68 or 104 (666134)

**106** 16 and 53 and 105 (684)

---

## Appendix 2: List of excluded articles retrieved from Medline and Embase at full-text screening\*.

Author Year	Title	Reason for exclusion
Abdelmalek 2023	A phase 2, adaptive randomized, double-blind, placebo-controlled, multicenter, 52-week study of HM15211 in patients with biopsy-confirmed non-alcoholic steatohepatitis - Study design and rationale of HM-TRIA-201 study	Participants with NASH
Anonymous 2016	Effect of dapagliflozin on cardiovascular risk factors	Not an RCT
Boesten 2012	Rimonabant improves obesity but not the overall cardiovascular risk and quality of life; results from CARDIO-REDUCE (CARDIometabolic Risk reDUCTiOn by Rimonabant: The effectiveness in daily practice and its USE)	Participants with diabetes mellitus
Bosch 2024	Characterisation of cotadutide's dual GLP-1/glucagon receptor agonistic effects on glycaemic control using an in vivo human glucose regulation quantitative systems pharmacology model	Weight or BMI change not the primary outcome
Butt 2023	Association of Dapagliflozin Use with Clinical Outcomes and the Introduction of Uric Acid-Lowering Therapy and Colchicine in Patients with Heart Failure with and Without Gout: A Patient-Level Pooled Meta-analysis of DAPA-HF and DELIVER	Special population: heart failure
Das 2021	Liraglutide for overweight and obesity	Not an RCT
Doggrell 2023	Retatrutide showing promise in obesity (and type 2 diabetes)	Not an RCT
Gilbert 2012	The effect of tesofensine on appetite sensations	Published before 2012
Gras 2013	Cetilistat for the treatment of obesity	Not an RCT
Gras 2014	Beloranib hemioxalate. Methionine aminopeptidase 2 inhibitor, Treatment of obesity	Not an RCT
He 2023	Efficacy and Safety of QiShen YiQi Dripping Pills in the Treatment of Coronary Heart Disease Complicating Chronic Heart Failure (Syndrome of Qi Deficiency with Blood Stasis): Study Protocol for a Randomized, Placebo-Controlled, Double-Blind and Multi-Centre Phase II Clinical Trial	Special population: heart failure
Heerspink 2024	Efficacy and safety of zibotentan and dapagliflozin in patients with chronic kidney disease: study design and baseline characteristics of the ZENITH-CKD trial	Special population: CKD
James 2023	Rationale and design of the DAPA-MI trial: Dapagliflozin in patients without diabetes mellitus with acute myocardial infarction	Special population: heart failure
Jin 2023	Safety, pharmacokinetics, and pharmacodynamics of TG103, a novel long-acting GLP-1/Fc fusion protein after a single ascending dose in Chinese healthy subjects	Population not obese
Jones 2023	Leflutrolole in male obesity-associated hypogonadotropic hypogonadism: Ph 2b double-blind randomised controlled trial	Special population: hypogonadotropic hypogonadism
Kim 2022	Cost-effectiveness analysis of semaglutide 2.4 mg for the treatment of adult patients with overweight and obesity in the United States	Not an RCT

Emerging Pharmacotherapies for Obesity: A Systematic Review

Michail Kokkorakis, Marlene Chakhtoura, Caline Rhayem, Jana Al Rifai, Malak Ghezzawi, Laura Valenzuela-Vallejo, Christos S. Mantzoros

Pharmacological Reviews

PHARMREV-AR-2023-001045

Author Year	Title	Reason for exclusion
Le Roux 2023	Tirzepatide for the treatment of obesity: Rationale and design of the SURMOUNT clinical development program	Not an RCT
Lechner 2023	Early-set POMC methylation variability is accompanied by increased risk for obesity and is addressable by MC4R agonist treatment	Syndromic obesity
Lingvay 2023	A revolution in obesity treatment	Not an RCT
Lundkvist 2017	Dapagliflozin once daily plus exenatide once weekly in obese adults without diabetes: Sustained reductions in body weight, glycaemia and blood pressure over 1 year	Not an RCT
Ma 2024	Effect of Food Consumption on the Pharmacokinetics, Safety, and Tolerability of Once-Daily Orally Administered Orforglipron (LY3502970), a Non-peptide GLP-1 Receptor Agonist	Weight or BMI change not the primary outcome
Maron 2024	Safety and Efficacy of Metabolic Modulation With Nineraxstat in Patients With Nonobstructive Hypertrophic Cardiomyopathy	Special population: Nonobstructive Hypertrophic Cardiomyopathy
McMurray 2024	Effect of Dapagliflozin Versus Placebo on Symptoms and 6-Minute Walk Distance in Patients With Heart Failure: The DETERMINE Randomized Clinical Trials	Special population: heart failure
Mogul 2014	Carbohydrate modified diet & insulin sensitizers reduce body weight & modulate metabolic syndrome measures in EMPOWIR (enhance the metabolic profile of women with insulin resistance): a randomized trial of normoglycemic women with midlife weight gain	Weight or BMI change not the primary outcome
Newman 2019	Influence of Sodium Glucose Cotransporter 2 Inhibition on Physiological Adaptation to Endurance Exercise Training	Weight or BMI change not the primary outcome
Nguyen 2023	Integrated Urology and Primary Care Model Improves Outcomes for Men With Testosterone Deficiency	Special population: Men With Testosterone Deficiency
Pratt 2023	Orforglipron (LY3502970), a novel, oral non-peptide glucagon-like peptide-1 receptor agonist: A Phase 1a, blinded, placebo-controlled, randomized, single- and multiple-ascending-dose study in healthy participants	Weight or BMI change not the primary outcome
Roth 2024	Setmelanotide for the treatment of acquired hypothalamic obesity: a phase 2, open-label, multicentre trial	FDA approved drug
Wang 2024	Effects of Dapagliflozin in Patients in Asia: A Post Hoc Subgroup Analysis From the DELIVER Trial	Special population: heart failure
Yokote 2020	Dose-dependent reduction in body weight with LIK066 (licogliflozin) treatment in Japanese patients with obesity	Participants with diabetes mellitus
Zemel 2019	Randomized Controlled Trial of a Leucine-Metformin-Sildenafil Combination (NS-0200) on Weight and Metabolic Parameters	Participants with NASH

Abbreviation list: Randomized control trial (RCT), Nonalcoholic steatohepatitis (NASH), Body mass index (BMI)

\*List of trials retrieved from clinicaltrials.gov and excluded with reason are available upon request

Appendix 3: Summary of adverse events reported at a rate of 10% and above, serious adverse events, and discontinuation rates by arm of completed phase 3 and phase 2 trials.

Author Year Country NCT Drug	Adverse events by arm (>10%)	Serious adverse events (%) Treatment discontinuation rates due to adverse events (%)
<b>Phase 3 Completed Trial</b>		
<b>GLP-1 RA</b>		
Oral Semaglutide Knop <sup>10</sup> 2023 Denmark (NCT05035095)	I: Oral Semaglutide 50 mg (oral, QD) - Any adverse events 92% - Serious adverse events 10% - Nausea 52% - COVID-19 36% - Constipation 28% - Diarrhea 27% - Vomiting 24% - Decreased appetite 17% - Dyspepsia 14% - Headache 14% - Altered skin sensation 13% - Nasopharyngitis 11% - Upper abdominal pain 10% - Eructation 10% C: Placebo - Any adverse events 86% - Nausea 15% - COVID-19 35% - Diarrhea 17% - Constipation 17% - Nasopharyngitis 15% - Arthralgia 11%	Serious adverse events: I: 10 C: 9  Tx DC I: 6 C: 4
<b>Phase 2 Completed Trials</b>		
<b>Amylin Analogue</b>		
Cagrilintide Lau <sup>11</sup> 2021 Canada (NCT03856047)	Cagrilintide (SC, QW) I1: 0.3 mg - Nausea 20% - Constipation 11% - Diarrhea 15% - Headache 10% - Gastrointestinal 41% - Administration-site reaction 17% I2: 0.6 mg - Nausea 27% - Diarrhea 10% - Gastrointestinal 45% - Administration-site reaction 13% I3: 1.2 mg - Nausea 36% - Headache 11% - Nasopharyngitis 13% - Gastrointestinal 48% - Administration-site reaction 17%	Serious adverse events: I1: 6 I2: 2 I3: 7 I4: 3 I5: 4 I6: 4 C: 3  Tx DC I1: 2 I2: 4 I3: 6 I4: 6 I5: 1 I6: 7 C: 3



Emerging Pharmacotherapies for Obesity: A Systematic Review

Michail Kokkorakis, Marlene Chakhtoura, Caline Rhayem, Jana Al Rifai, Malak Ghezzawi, Laura Valenzuela-Vallejo, Christos S. Mantzoros

Pharmacological Reviews

PHARMREV-AR-2023-001045

	<p>I4: 2.4 mg  - Nausea 31%  - Constipation 17%  - Diarrhea 18%  - Headache 11%  - Decreased appetite 13%  - Fatigue 10%  - Gastrointestinal 51%  - Administration-site reaction 26%</p> <p>I5: 4.5 mg  - Nausea 47%  - Constipation 21%  - Decreased appetite 17%  - Fatigue 20%  - Injection-site erythema 17%  - Injection-site reaction 10%  - Gastrointestinal 63%  - Administration-site reaction 43%  - Allergic reactions 10%</p> <p>I6: Liraglutide 3 mg (SC, QD)  - Nausea 39%  - Constipation 26%  - Diarrhea 18%  - Headache 13%  - Vomiting 20%  - Nasopharyngitis 10%  - Dyspepsia 10%  - Gastrointestinal 60%  - Administration-site reaction 13%</p> <p>C: Placebo  - Nausea 18%  - Headache 12%  - Nasopharyngitis 10%  - Gastrointestinal 32%</p>	
<b>GLP-1 RA</b>		
<p>Efpeglenatide  Pratley<sup>15</sup>  2019  USA  (NCT02075281)</p>	<p>Efpeglenatide (SC)  I1: 4 mg QW  - GI disorders 72.9%  - Injection-site reaction 18.6%  I2: 6 mg QW  - GI disorders 83.1%  - Injection-site reaction 11.9%  I3: 6 mg Q2W  - GI disorders 64.4%  I4: 8 mg Q2W  - GI disorders 75.9%  - Injection-site reaction 13.8%  C: Placebo  - GI disorders 46.7%  - Injection-site reaction 21.7%</p>	<p>Serious adverse events:  I1: 1.7  I2: 5.1  I3: 0  I4: 3.4  C: 0</p> <p>Tx DC:  I1: 5.1  I2: 18.6  I3: 11.9  I4: 17.2  C: 6.7</p>
<p>Orforglipron  Wharton<sup>17</sup>  2023  Canada- USA  (NCT05051579)</p>	<p>Orforglipron (oral, QD)  I1: 12 mg  - Nausea 50%  - Vomiting 26%  - Constipation 24%  - Diarrhea 24%  - COVID-19 18%</p>	<p>Serious adverse events:  I1: 0  I2: 4  I3: 0  I4: 10  I5: 6  I6: 0</p>

Emerging Pharmacotherapies for Obesity: A Systematic Review

Michail Kokkorakis, Marlene Chakhtoura, Caline Rhayem, Jana Al Rifai, Malak Ghezzawi, Laura Valenzuela-Vallejo, Christos S. Mantzoros

Pharmacological Reviews

PHARMREV-AR-2023-001045

	<ul style="list-style-type: none"> <li>- Eructation 18%</li> <li>- Dyspepsia 16%</li> <li>- Dizziness 10%</li> <li>I2: 24 mg</li> <li>- Nausea 58%</li> <li>- Vomiting 32%</li> <li>- Constipation 32%</li> <li>- Diarrhea 36%</li> <li>- COVID-19 17%</li> <li>- Eructation 21%</li> <li>- Headache 15%</li> <li>- Fatigue 13%</li> <li>I3: 36 mg Subcohort 1</li> <li>- Nausea 41%</li> <li>- Vomiting 28%</li> <li>- Constipation 28%</li> <li>- COVID-19 14%</li> <li>- Eructation 17%</li> <li>- Headache 10%</li> <li>- Fatigue 14%</li> <li>- Gastroesophageal reflux disease 10%</li> <li>I4: 36 mg Subcohort 2</li> <li>- Nausea 48%</li> <li>- Vomiting 14%</li> <li>- Constipation 24%</li> <li>- Diarrhea 14%</li> <li>- COVID-19 24%</li> <li>- Gastroesophageal reflux disease 14%</li> <li>- Urinary tract infection 10%</li> <li>I5: 45 mg Subcohort 1</li> <li>- Nausea 42%</li> <li>- Vomiting 29%</li> <li>- Constipation 19%</li> <li>- Diarrhea 16%</li> <li>- COVID-19 16%</li> <li>- Headache 13%</li> <li>- Fatigue 13%</li> <li>- Gastroesophageal reflux disease 13%</li> <li>- Dyspepsia 10%</li> <li>- Decreased appetite 10%</li> <li>I6: 45 mg Subcohort 2</li> <li>- Nausea 37%</li> <li>- Vomiting 27%</li> <li>- Constipation 13%</li> <li>- Diarrhea 33%</li> <li>- COVID-19 17%</li> <li>- Eructation 20%</li> <li>- Fatigue 13%</li> <li>- Dizziness 13%</li> <li>C: Placebo</li> <li>- Nausea 10%</li> </ul>	<p>C: 0</p> <p>Tx DC:</p> <p>I1: 14</p> <p>I2: 19</p> <p>I3: 10</p> <p>I4: 21</p> <p>I5: 16</p> <p>I6: 13</p> <p>C: 2</p>
--	---	---

Emerging Pharmacotherapies for Obesity: A Systematic Review

Michail Kokkorakis, Marlene Chakhtoura, Caline Rhayem, Jana Al Rifai, Malak Ghezzawi, Laura Valenzuela-Vallejo, Christos S. Mantzoros

Pharmacological Reviews

PHARMREV-AR-2023-001045

	<ul style="list-style-type: none"> <li>- Diarrhea 10%</li> <li>- COVID 19 18%</li> <li>- Headache 10%</li> </ul> <p>*45 mg pooled: Cardiac disorders 15%</p>	
<p>Noiiglutide Li<sup>13</sup> 2023 China (NCT04799327)</p>	<p>Noiiglutide (SC, QD)</p> <p>I1: 0.12 mg</p> <ul style="list-style-type: none"> <li>- Nausea: 17.2%</li> <li>- Diarrhea: 18.8%</li> <li>- Lipase increased: 14.1%</li> <li>- Vomiting: 15.6%</li> <li>- Hyperuricaemia: 15.6%</li> <li>- Decreased appetite: 15.6%</li> <li>- Hyperlipidaemia: 12.5%</li> </ul> <p>I2: 0.24 mg</p> <ul style="list-style-type: none"> <li>- Nausea: 15.4%</li> <li>- Diarrhea: 21.5%</li> <li>- Lipase increased: 23.1%</li> <li>- Vomiting: 18.5%</li> <li>- Hyperuricaemia: 13.8%</li> <li>- Flatulence: 12.3%</li> </ul> <p>I3: 0.36 mg</p> <ul style="list-style-type: none"> <li>- Nausea: 30.2%</li> <li>- Diarrhea: 22.2%</li> <li>- Lipase increased: 22.2%</li> <li>- Vomiting: 17.5%</li> <li>- Flatulence: 12.7%</li> <li>- Decreased appetite: 11.1%</li> <li>- Abdominal distension: 14.3%</li> <li>- Hiccups: 14.3%</li> <li>- Upper respiratory tract infection: 12.7%</li> </ul> <p>C: Placebo</p> <ul style="list-style-type: none"> <li>- Hyperuricaemia: 14.5%</li> <li>- Hyperlipidaemia: 11.3%</li> <li>- Upper respiratory tract infection: 11.3%</li> </ul>	<p>Serious adverse events:</p> <p>I1: 4.7 I2: 1.5 I3: 3.2 C: 4.8</p> <p>Tx DC:</p> <p>I1: 3.1 I2: 1.5 I3: 4.8 C: 0</p>
<b>GIP/ GLP-1/ Glucagon RA</b>		
<p>Retatrutide Jastreboff<sup>7</sup> 2023 USA (NCT04881760)</p>	<p>Retatrutide (SC, QW)</p> <p>I1: 1 mg</p> <ul style="list-style-type: none"> <li>- Nausea 14%</li> <li>- COVID 19 19%</li> <li>- Decreased appetite 13%</li> <li>- Hypersensitivity 10%</li> </ul> <p>I2: 4 mg (initial dose 2 mg)</p> <ul style="list-style-type: none"> <li>- Nausea 18%</li> <li>- COVID 19 12%</li> <li>- Decreased appetite 18%</li> <li>- Diarrhea 12%</li> <li>- Vomiting 12%</li> <li>- Constipation 15%</li> <li>- Fatigue 12%</li> <li>- Antidrug antibodies during treatment 12%</li> </ul> <p>I3: 4 mg (initial dose 4 mg)</p> <ul style="list-style-type: none"> <li>- Nausea 36%</li> <li>- COVID 19 18%</li> </ul>	<p>Serious adverse events:</p> <p>I1: 4 I2: 0 I3: 6 I4: 3 I5: 6 I6: 3 C: 4</p> <p>Tx DC:</p> <p>I1: 7 I2: 6 I3: 9 I4: 14 I5: 6 I6: 16 C: 0</p>

Emerging Pharmacotherapies for Obesity: A Systematic Review

Michail Kokkorakis, Marlene Chakhtoura, Caline Rhayem, Jana Al Rifai, Malak Ghezzawi, Laura Valenzuela-Vallejo, Christos S. Mantzoros

Pharmacological Reviews

PHARMREV-AR-2023-001045

	<ul style="list-style-type: none"> <li>- Decreased appetite 24%</li> <li>- Diarrhea 12%</li> <li>- Vomiting 12%</li> <li>- Antidrug antibodies during treatment 16%</li> <li>I4: 8 mg (initial dose 2 mg)</li> <li>- Nausea 17%</li> <li>- COVID 19 17%</li> <li>- Decreased appetite 11%</li> <li>- Diarrhea 20%</li> <li>- Constipation 11%</li> <li>- Antidrug antibodies during treatment 16%</li> <li>I5: 8 mg (initial dose 4 mg)</li> <li>- Nausea 60%</li> <li>- COVID 19 34%</li> <li>- Decreased appetite 31%</li> <li>- Diarrhea 20%</li> <li>- Vomiting 26%</li> <li>- Constipation 11%</li> <li>- Hypersensitivity 20%</li> <li>- Hyperesthesia or related adverse event 14%</li> <li>- Cardiac arrhythmia 14%</li> <li>I6: 12 mg (initial dose 2mg)</li> <li>- Nausea 45%</li> <li>- COVID 19 24%</li> <li>- Decreased appetite 29%</li> <li>- Diarrhea 15%</li> <li>- Vomiting 19%</li> <li>- Constipation 16%</li> <li>- Fatigue 10%</li> <li>- Early satiety 10%</li> <li>- Hypersensitivity 13%</li> <li>- Antidrug antibodies during treatment 18%</li> <li>- Hyperesthesia or related adverse event 13%</li> <li>- Cardiac arrhythmia 11%</li> <li>C: Placebo</li> <li>- Nausea 11%</li> <li>- COVID 19 20%</li> <li>- Diarrhea 11%</li> </ul>	
<b>GLP-1/ Glucagon RA</b>		
<p>Efinopegdutide Alba<sup>1</sup> 2020 USA (NCT03486392)</p>	<p>Efinopegdutide (JNJ-64565111, QW, SC)</p> <p>I1: 5 mg</p> <ul style="list-style-type: none"> <li>- Nausea 50.8%</li> <li>- Vomiting 20.3%</li> <li>- Diarrhea 13.6%</li> <li>- Constipation 11.9%</li> </ul> <p>I2: 7.4 mg</p> <ul style="list-style-type: none"> <li>- Nausea 67.8%</li> <li>- Vomiting 39.8%</li> <li>- Diarrhea 20.3%</li> <li>- Constipation 16.9%</li> </ul>	<p>Serious adverse events:</p> <p>I1: 5.1</p> <p>I2: 1.7</p> <p>I3: 3.4</p> <p>I4: 3.4</p> <p>C: 6.7</p> <p>Tx DC:</p> <p>I1: 1.7</p> <p>I2: 0.8</p> <p>I3: 1.7</p> <p>I4: 1.7</p>

Emerging Pharmacotherapies for Obesity: A Systematic Review

Michail Kokkorakis, Marlene Chakhtoura, Caline Rhayem, Jana Al Rifai, Malak Ghezzawi, Laura Valenzuela-Vallejo, Christos S. Mantzoros

Pharmacological Reviews

PHARMREV-AR-2023-001045

	<ul style="list-style-type: none"> <li>-Dyspepsia 15.3%</li> <li>-GERD 11%</li> <li>-Eructation 11.9%</li> </ul> <p>I3: 10 mg</p> <ul style="list-style-type: none"> <li>-Nausea 66.9%</li> <li>-Vomiting 55.1%</li> <li>-Diarrhea 19.5%</li> <li>-Constipation 17.8%</li> <li>-Dyspepsia 11%</li> <li>-GERD 10.2%</li> <li>-Eructation 13.6%</li> </ul> <p>I4: Liraglutide 3 mg (SC)</p> <ul style="list-style-type: none"> <li>-Nausea 40.3%</li> <li>-Vomiting 16.8%</li> <li>-Diarrhea 22.7%</li> <li>-Constipation 16.8%</li> </ul> <p>C: Placebo NA</p>	C: 0
<p>Survodutide Le Roux<sup>12</sup> 2024 USA, Australia, Belgium, Canada, China, Germany, South Korea, Netherlands, New Zealand, Poland, Sweden, and UK (NCT04667377)</p>	<p>Survodutide (BI 456906, SC, QW)</p> <p>I1: 0.6 mg</p> <ul style="list-style-type: none"> <li>- Gastrointestinal disorders: 57%</li> <li>- Nausea: 34%</li> <li>- Diarrhea: 18%</li> <li>- Constipation: 12%</li> </ul> <p>I2: 2.4 mg</p> <ul style="list-style-type: none"> <li>- Gastrointestinal disorders: 86%</li> <li>- Nausea: 65%</li> <li>- Vomiting: 30%</li> <li>- Diarrhea: 28%</li> <li>- Constipation: 22%</li> </ul> <p>I3: 3.6 mg</p> <ul style="list-style-type: none"> <li>- Gastrointestinal disorders: 75%</li> <li>- Nausea: 62%</li> <li>- Vomiting: 34%</li> <li>- Diarrhea: 23%</li> <li>- Constipation: 25%</li> </ul> <p>I4: 4.8 mg</p> <ul style="list-style-type: none"> <li>- Gastrointestinal disorders: 82%</li> <li>- Nausea: 64%</li> <li>- Vomiting: 35%</li> <li>- Diarrhea: 20%</li> <li>- Constipation: 26%</li> </ul> <p>C: Placebo</p> <ul style="list-style-type: none"> <li>- Gastrointestinal disorders: 42%</li> <li>- Nausea: 20%</li> <li>- Diarrhea: 10%</li> </ul>	<p>Serious adverse events:</p> <p>I1: 1 I2: 3 I3: 8 I4: 5 C: 7</p> <p>Tx DC:</p> <p>I1: 20 I2: 26 I3: 25 I4: 29 C: 4</p>
<p>Mazdutide Ji<sup>8</sup> 2023 China (NCT04904913)</p>	<p>Mazdutide (IBI362, SC, QW)</p> <p>I1: 3 mg</p> <ul style="list-style-type: none"> <li>- Diarrhea: 19.4%</li> <li>- Nausea: 21.0%</li> <li>- Upper respiratory tract Infection: 19.4%</li> </ul>	<p>Serious adverse events:</p> <p>I1: 1.6 I2: 6.3 I3: 6.6 C: 0</p>

Emerging Pharmacotherapies for Obesity: A Systematic Review

Michail Kokkorakis, Marlene Chakhtoura, Caline Rhayem, Jana Al Rifai, Malak Ghezzawi, Laura Valenzuela-Vallejo, Christos S. Mantzoros

Pharmacological Reviews

PHARMREV-AR-2023-001045

	<ul style="list-style-type: none"> <li>- Hepatic steatosis: 21.0%</li> <li>- Vomiting: 12.9%</li> <li>- Hyperuricaemia: 12.9%</li> <li>- Hyperlipidaemia: 14.5%</li> <li>I2: 4.5 mg</li> <li>- Diarrhea: 30.2%</li> <li>- Nausea: 23.8%</li> <li>- Upper respiratory tract Infection: 17.5%</li> <li>- Hepatic steatosis: 15.9%</li> <li>- Vomiting: 20.6%</li> <li>- Hyperuricaemia: 20.6%</li> <li>- Decreased appetite: 15.9%</li> <li>- Urinary tract infection: 20.6%</li> <li>- Abdominal distension: 11.1%</li> <li>I3: 6 mg</li> <li>- Diarrhea: 31.1%</li> <li>- Nausea: 41.0%</li> <li>- Upper respiratory tract Infection: 31.1%</li> <li>- Hepatic steatosis: 11.5%</li> <li>- Vomiting: 27.9%</li> <li>- Decreased appetite: 29.5%</li> <li>- Urinary tract infection: 11.5%</li> <li>- Abdominal distension: 11.5%</li> <li>C: Placebo</li> <li>- Diarrhea: 14.5%</li> <li>- Upper respiratory tract Infection: 17.7%</li> <li>- Hepatic steatosis: 21.0%</li> <li>- Hyperuricaemia: 22.6%</li> <li>- Hyperlipidaemia: 14.5%</li> </ul>	<p>Tx DC:</p> <p>I1: 0</p> <p>I2: 1.6</p> <p>I3: 0</p> <p>C: 0</p>
<b>SGLT-2 Inhibitors <sup>a</sup></b>		
<p>Canagliflozin Bays<sup>3</sup> 2013 USA (NCT00650806)</p>	<p>Canagliflozin (oral, QD)</p> <p>I1: 50 mg</p> <ul style="list-style-type: none"> <li>- Any adverse events 74%</li> <li>- Urinary tract infection 10%</li> <li>- Genital mycotic infection in women 14%</li> </ul> <p>I2: 100 mg</p> <ul style="list-style-type: none"> <li>- Any adverse events 58%</li> <li>- Headache 12%</li> <li>- Genital mycotic infection in women 14%</li> </ul> <p>I3: 300 mg</p> <ul style="list-style-type: none"> <li>- Any adverse events 63%</li> <li>- Genital mycotic infection in women 22%</li> </ul> <p>C: Placebo</p> <ul style="list-style-type: none"> <li>- Any adverse events 61%</li> </ul>	<p>Serious adverse events:</p> <p>I1: 2</p> <p>I2: 0</p> <p>I3: 1</p> <p>C: 0</p> <p>Tx DC</p> <p>I1: 4</p> <p>I2: 3</p> <p>I3: 4</p> <p>C: 0</p>
<p>Canagliflozin/ Phentermine Hollander<sup>5</sup> 2017 USA (NCT02243202)</p>	<p>I1: Canagliflozin 300 mg (oral, QD)</p> <ul style="list-style-type: none"> <li>- Gastrointestinal disorders 15.5%</li> <li>- Infections and infestations 38.1%</li> <li>- Musculoskeletal and connective tissue disorders 10.7%</li> </ul> <p>I2: Phentermine 15 mg (oral, QD)</p> <ul style="list-style-type: none"> <li>- Gastrointestinal disorders 27.1%</li> <li>- Infections and infestations 21.2%</li> </ul> <p>I3: Canagliflozin 300 /Phentermine 15 mg (oral, QD)</p> <ul style="list-style-type: none"> <li>- Gastrointestinal disorders 20.5%</li> </ul>	<p>Serious adverse events:</p> <p>I1: 0</p> <p>I2: 0</p> <p>I3: 1.2</p> <p>C: 0</p> <p>Tx DC</p> <p>I1: 10.7</p> <p>I2: 5.9</p>

Emerging Pharmacotherapies for Obesity: A Systematic Review

Michail Kokkorakis, Marlene Chakhtoura, Caline Rhayem, Jana Al Rifai, Malak Ghezzawi, Laura Valenzuela-Vallejo, Christos S. Mantzoros

Pharmacological Reviews

PHARMREV-AR-2023-001045

	<ul style="list-style-type: none"> <li>- Infections and infestations 32.5%</li> <li>- Musculoskeletal and connective tissue disorders 10.8%</li> <li>- Nervous system disorders 12%</li> </ul> <p>C: Placebo</p> <ul style="list-style-type: none"> <li>- Gastrointestinal disorders 14.6%</li> <li>- Infections and infestations 41.5%</li> </ul>	<p>I3: 3.6 C: 6.1</p>
<p>Licogliflozin Bays<sup>2</sup> 2020 USA (NCT03100058)</p>	<p>Licogliflozin</p> <p>I1: 2.5 mg (oral, QD)</p> <ul style="list-style-type: none"> <li>- Diarrhea 18.4%</li> <li>- Flatulence 13.2%</li> <li>- Constipation 15.8%</li> </ul> <p>I2: 10 mg (oral, QD)</p> <ul style="list-style-type: none"> <li>- Diarrhea 15.8%</li> <li>- Flatulence 21.1%</li> <li>- Constipation 10.5%</li> <li>- Back pain 10.5%</li> </ul> <p>I3: 50 mg (oral, QD)</p> <ul style="list-style-type: none"> <li>- Diarrhea 55.3%</li> <li>- Flatulence 26.3%</li> <li>- Abdominal distention 13.2%</li> <li>- Constipation 18.4%</li> <li>- Defecation urgency 10.5%</li> <li>- Nausea 10.5%</li> </ul> <p>I4: 150 mg (oral, QD)</p> <ul style="list-style-type: none"> <li>- Diarrhea 68.8%</li> <li>- Flatulence 29.9%</li> <li>- Abdominal distention 13.0%</li> <li>- Constipation 13.0%</li> <li>- Defecation urgency 10.4%</li> </ul> <p>I5: 2.5 mg (oral, BID)</p> <ul style="list-style-type: none"> <li>- Diarrhea 26.3%</li> <li>- Flatulence 28.9%</li> <li>- Abdominal distention 18.4%</li> <li>- Constipation 31.6%</li> <li>- Gastrointestinal motility 15.8%</li> <li>- Nausea 15.8%</li> <li>- Feces hard 10.5%</li> <li>- Dyspepsia 23.7%</li> </ul> <p>I6: 5 mg (oral, BID)</p> <ul style="list-style-type: none"> <li>- Diarrhea 20.5%</li> <li>- Constipation 12.8%</li> <li>- Dyspepsia 12.8%</li> </ul> <p>I7: 25 mg (oral, BID)</p> <ul style="list-style-type: none"> <li>- Diarrhea 39.5%</li> <li>- Flatulence 28.9%</li> <li>- Abdominal distention 10.5%</li> <li>- Constipation 15.8%</li> <li>- Defecation urgency 10.5%</li> <li>- Abdominal upper pain 10.5%</li> <li>- Nasopharyngitis 10.5%</li> </ul> <p>I8: 50 mg (oral, BID)</p>	<p>Serious adverse events: I: NI C: NI</p> <p>Tx DC I1: 0 I2: 0 I3: 10.5 I4: 10.4 I5: 2.6 I6: 0 I7: 7.9 I8: 14.5 C: 2.6</p>

Emerging Pharmacotherapies for Obesity: A Systematic Review

Michail Kokkorakis, Marlene Chakhtoura, Caline Rhayem, Jana Al Rifai, Malak Ghezzawi, Laura Valenzuela-Vallejo, Christos S. Mantzoros

Pharmacological Reviews

PHARMREV-AR-2023-001045

	<ul style="list-style-type: none"> <li>- Diarrhea 56.6%</li> <li>- Flatulence 36.8%</li> <li>- Abdominal distention 14.5%</li> <li>- Constipation 11.8%</li> <li>- Abdominal upper pain 11.8%</li> <li>- Dyspepsia 10.5%</li> </ul> <p>C: Placebo</p> <ul style="list-style-type: none"> <li>- Diarrhea 19.2%</li> <li>- Flatulence 12.8%</li> <li>- Abdominal distention 14.1%</li> <li>- Constipation 20.5%</li> <li>- Dyspepsia 11.5%</li> </ul>	
<p>Licogliflozin He<sup>4</sup> 2019 USA (NCT02470403)</p>	<p>I: Licogliflozin 150 mg (oral, QD)</p> <ul style="list-style-type: none"> <li>- Diarrhea 90.9%</li> <li>- Headache 20.5%</li> <li>- Flatulence 43.2%</li> <li>- Abdominal pain 27.3%</li> <li>- Abdominal distention 25.0%</li> <li>- Nausea 18.2%</li> <li>- Dyspepsia 13.6%</li> </ul> <p>C: Placebo</p> <ul style="list-style-type: none"> <li>- Headache 36.4%</li> <li>- Diarrhea 25.0%</li> <li>- Oropharyngeal pain 13.6%</li> <li>- Abdominal pain 11.4%</li> </ul>	<p>Serious adverse events: I: 2.3 C: 0</p> <p>Tx DC I: 2.3 C: 0</p>
<p>Dapagliflozin/ Exenatide Lundkvist<sup>14</sup> 2016 Sweden (NCT02313220)</p>	<p>I: Dapagliflozin 10 mg (oral, QD) + Exenatide 2 SC (SC, QW)</p> <ul style="list-style-type: none"> <li>- Gastrointestinal symptoms 64%</li> <li>- Injection-site disorders 44%</li> <li>- Appetite changes 40%</li> </ul> <p>C: Placebo oral (QD) + Placebo (SC, QW)</p> <ul style="list-style-type: none"> <li>- Gastrointestinal symptoms 40%</li> <li>- Injection-site disorders 32%</li> <li>- Appetite changes 24%</li> </ul>	<p>Serious adverse events: I: 4 C: 4</p> <p>Tx DC I: 8 C: 12</p>
<b>Others<sup>b</sup></b>		
<p>Beloranib Kim<sup>9</sup> 2015 USA- Australia (NCT01666691)</p>	<p>Beloranib (BIW, SC)</p> <p>I1: 0.6 mg</p> <ul style="list-style-type: none"> <li>- Diarrhea 13.5%</li> <li>- Nausea 21.6%</li> <li>- Injection site pruritus 10.8%</li> <li>- Headache 48.6%</li> <li>- Abnormal dreams 27.0%</li> <li>- Insomnia 21.6%</li> <li>- Decreased appetite 29.7%</li> <li>- Hot flush 10.8%</li> <li>- Pruritus 10.8%</li> </ul> <p>I2: 1.2 mg</p> <ul style="list-style-type: none"> <li>- Diarrhea 13.5%</li> <li>- Nausea 29.7%</li> <li>- Headache 32.4%</li> <li>- Abnormal dreams 16.2%</li> </ul>	<p>Serious adverse events: I1: 0 I2: 0 I3: 0 C: 0</p> <p>Tx DC I1: 13.5 I2: 13.5 I3: 48.6 C: 2.6</p>



Emerging Pharmacotherapies for Obesity: A Systematic Review

Michail Kokkorakis, Marlene Chakhtoura, Caline Rhayem, Jana Al Rifai, Malak Ghezzawi, Laura Valenzuela-Vallejo, Christos S. Mantzoros

Pharmacological Reviews

PHARMREV-AR-2023-001045

	<ul style="list-style-type: none"> <li>- Depression 10.8%</li> <li>- Insomnia 29.7%</li> <li>- Sleep disorder 18.9%</li> <li>- Decreased appetite 32.4%</li> <li>I3: 2.4 mg</li> <li>- Diarrhea 31.4%</li> <li>- Dry mouth 11.4%</li> <li>- Nausea 45.7%</li> <li>- Vomiting 22.9%</li> <li>- Injection site pruritus 14.3%</li> <li>- Injection site reaction 20.0%</li> <li>- Dizziness 25.7%</li> <li>- Headache 28.6%</li> <li>- Abnormal dreams 17.1%</li> <li>- Insomnia 48.6%</li> <li>- Sleep disorder 28.6%</li> <li>- Cough 11.4%</li> <li>- Decreased appetite 25.7%</li> <li>- Hot flush 22.9%</li> <li>C: Placebo</li> <li>- Diarrhea 15.8%</li> <li>- Nausea 26.3%</li> <li>- Vomiting 10.5%</li> <li>- Headache 39.5%</li> <li>- Insomnia 21.1%</li> <li>- Sleep disorder 15.8%</li> <li>- Decreased appetite 18.4%</li> </ul>	
<p>Leucine + Sildenafil Rebello<sup>16</sup> 2021 USA (NCT03364335)</p>	<p>I1: Leucine 1.1 g + Sildenafil 1 mg (oral, BID)</p> <ul style="list-style-type: none"> <li>- Headache 11.8%</li> <li>- Upper respiratory tract infection 11.8%</li> </ul> <p>I3: Leucine 1.1 g + Sildenafil 1 mg + Metformin 500 mg (oral, BID)</p> <ul style="list-style-type: none"> <li>- Diarrhea 42%</li> </ul> <p>I4: Leucine 1.1 g + Sildenafil 4 mg + Metformin 500 mg (oral, BID)</p> <ul style="list-style-type: none"> <li>- Nausea 11.5%</li> </ul> <p>I1-I2-I3-I4 pooled effect:</p> <ul style="list-style-type: none"> <li>- Diarrhea 18.9%</li> </ul>	<p>Serious adverse events: I1: 5.9 I2: 0 I3: 2 I4: 0 C: 0</p> <p>Tx DC I1: 5.9 I2: 1.9 I3: 4 I4: 0 C: 1.9</p>
<p>Orlistat/ Acarbose Holmbäck<sup>6</sup> 2022 Sweden (NCT04521751)</p>	<p>Orlistat/Acarbose (EMP16-02) (oral, TID)</p> <p>I1: 120 mg/40 mg</p> <ul style="list-style-type: none"> <li>- Infections and infestations 12%</li> <li>- Gastrointestinal disorders 27%</li> <li>- Musculoskeletal and connective tissue disorders 10%</li> <li>- Nervous system disorders 10%</li> </ul> <p>I2: 150 mg /50 mg</p> <ul style="list-style-type: none"> <li>- Infections and infestations 33%</li> <li>- Gastrointestinal disorders 31%</li> <li>- General disorders and administration site conditions 12%</li> </ul> <p>C: Placebo</p>	<p>Serious adverse events: I1: 0 I2: 0 C: 0</p> <p>Tx DC I1: 8 I2: 12 C: 0</p>

	- Infections and infestations 38% - Gastrointestinal disorders 10% - Nervous system disorders 10%	
--	---	--

Abbreviation list: Twice daily (BID), Twice weekly (BIW), Control (C), Discontinuation (DC), Gastroesophageal reflux disease (GERD), Gastrointestinal (GI), Intervention (I), No information (NI), Once daily (QD), Once weekly (QW), Subcutaneously (SC), Three times daily (TID), Treatment (Tx).

<sup>a</sup> SGLT-2 Inhibitors alone or in combination with other medication which include: Exenatide; GLP-1 RA, Phentermine; an indirect sympathomimetic due to the increase in the level of norepinephrine, dopamine and its indirect effect towards serotonin, and Licogliflozin; dual SGLT-1/2 inhibitor

<sup>b</sup> Others include: Beloranib; MetAP2 Inhibitor, Leucine + Metformin; activate the AMP-activated protein kinase/histone/protein deacetylase (AMPK/Sirt1) and Sildenafil activates Endothelial nitric oxide synthase (eNOs) and inhibits phosphodiesterase 5 (PDE5) resulting in concomitant activation of the cGMP-dependent protein kinases (PKGs), Orlistat; gastric and pancreatic lipases inhibitor and Acarbose is a pancreatic alpha-amylase inhibitor

## References:

1. Alba, M., Yee, J., Frustaci, M. E., Samtani, M. N., & Fleck, P. (2021). Efficacy and safety of glucagon-like peptide- 1/glucagon receptor co-agonist JNJ-64565111 in individuals with obesity without type 2 diabetes mellitus: A randomized dose-ranging study. *Clinical obesity*, 11(2), n/a-n/a. <https://doi.org/10.1111/cob.12432>
2. Bays, H. E., Kozlovski, P., Shao, Q., Proot, P., & Keefe, D. (2020). Licogliflozin, a Novel SGLT1 and 2 Inhibitor: Body Weight Effects in a Randomized Trial in Adults with Overweight or Obesity. *Obesity (Silver Spring, Md.)*, 28(5), 870-881. <https://doi.org/10.1002/oby.22764>
3. Bays, H. E., Weinstein, R., Law, G., & Canovatchel, W. (2014). Canagliflozin: Effects in overweight and obese subjects without diabetes mellitus. *Obesity (Silver Spring, Md.)*, 22(4), 1042-1049. <https://doi.org/10.1002/oby.20663>
4. He, Y. L., Haynes, W., Meyers, C. D., Amer, A., Zhang, Y., Mahling, P., Mendonza, A. E., Ma, S., Chutkow, W., & Bachman, E. (2019). The effects of licogliflozin, a dual SGLT1/2 inhibitor, on body weight in obese patients with or without diabetes. *Diabetes, obesity & metabolism*, 21(6), 1311-1321. <https://doi.org/10.1111/dom.13654>
5. Hollander, P., Bays, H. E., Rosenstock, J., Frustaci, M. E., Fung, A., Vercruyse, F., & Erondy, N. (2017). Coadministration of canagliflozin and phentermine for weight management in overweight and obese individuals without diabetes: A randomized clinical trial. *Diabetes care*, 40(5), 632-639. <https://doi.org/10.2337/dc16-2427>
6. Holmbäck, U., Grudén, S., Litorp, H., Willhems, D., Kuusk, S., Alderborn, G., Söderhäll, A., & Forslund, A. (2022). Effects of a novel weight-loss combination product containing orlistat and acarbose on obesity: A randomized, placebo-controlled trial. *Obesity (Silver Spring, Md.)*, 30(11), 2222-2232. <https://doi.org/10.1002/oby.23557>
7. Jastreboff, A. M., Kaplan, L. M., Frías, J. P., Wu, Q., Du, Y., Gurbuz, S., Coskun, T., Haupt, A., Milicevic, Z., Hartman, M. L., & Retatrutide Phase 2 Obesity Trial, I. (2023). Triple–Hormone-Receptor Agonist Retatrutide for Obesity — A Phase 2 Trial. *The New England journal of medicine*, 389(6), 514-526. <https://doi.org/10.1056/NEJMoa2301972>
8. Ji, L., Jiang, H., Cheng, Z., Qiu, W., Liao, L., Zhang, Y., Li, X., Pang, S., Zhang, L., Chen, L., Yang, T., Li, Y., Qu, S., Wen, J., Gu, J., Deng, H., Wang, Y., Li, L., Han-Zhang, H., Ma, Q., & Qian, L. (2023). A phase 2 randomised controlled trial of mazdutide in Chinese overweight adults or adults with obesity. *Nature Communications*, 14(1), 8289. <https://doi.org/10.1038/s41467-023-44067-4>
9. Kim, D. D., Krishnarajah, J., Lillioja, S., de Looze, F., Marjason, J., Proietto, J., Shakib, S., Stuckey, B. G. A., Vath, J. E., & Hughes, T. E. (2015). Efficacy and safety of beloranib for weight loss in obese adults: a randomized controlled trial. *Diabetes, obesity & metabolism*, 17(6), 566-572. <https://doi.org/10.1111/dom.12457>
10. Knop, F. K., Aroda, V. R., do Vale, R. D., Holst-Hansen, T., Laursen, P. N., Rosenstock, J., Rubino, D. M., Garvey, W. T., & Investigators, O. (2023). Oral semaglutide 50 mg taken once per day in adults with overweight or obesity (OASIS 1): a randomised, double-blind, placebo-controlled, phase 3 trial. *The Lancet (British edition)*, 402(10403), 705-719. [https://doi.org/10.1016/S0140-6736\(23\)01185-6](https://doi.org/10.1016/S0140-6736(23)01185-6)
11. Lau, D. C. W., Erichsen, L., Francisco, A. M., Satylganova, A., le Roux, C. W., McGowan, B., Pedersen, S. D., Pietiläinen, K. H., Rubino, D., & Batterham, R. L. (2021). Once-weekly cagrilintide for weight management in people with overweight and obesity: a multicentre, randomised, double-blind, placebo-controlled and active-controlled, dose-finding phase 2 trial. *The Lancet (British edition)*, 398(10317), 2160-2172. [https://doi.org/10.1016/S0140-6736\(21\)01751-7](https://doi.org/10.1016/S0140-6736(21)01751-7)

12. Le Roux, C. W., Steen, O., Lucas, K. J., Startseva, E., Unseld, A., & Hennige, A. M. (2024). Glucagon and GLP-1 receptor dual agonist survodutide for obesity: a randomised, double-blind, placebo-controlled, dose-finding phase 2 trial. *The Lancet Diabetes & Endocrinology*, 12(3), 162-173. [https://doi.org/10.1016/S2213-8587\(23\)00356-X](https://doi.org/10.1016/S2213-8587(23)00356-X)
13. Li, Y., Cheng, Z., Lu, W., Li, P., Jiang, H., Yang, J., Xu, J., Zhang, C., Zhang, L., Wang, Y., Bian, F., Guo, W., Yu, X., Chen, X., Zhao, D., Feng, B., Qu, S., Qin, J., Zhang, Y., Wang, L., Cheng, H., & Mu, Y. (2024). Efficacy of noiglutide injection on body weight in obese Chinese adults without diabetes: a multicentre, randomized, double-blind, placebo-controlled, phase 2 trial. *Diabetes, Obesity and Metabolism*, 26(3), 1057-1068. <https://doi.org/10.1111/dom.15407>
14. Lundkvist, P., Sjöström, C. D., Amini, S., Pereira, M. J., Johnsson, E., & Eriksson, J. W. (2017). Dapagliflozin once-daily and exenatide once-weekly dual therapy: A 24-week randomized, placebo-controlled, phase II study examining effects on body weight and prediabetes in obese adults without diabetes. *Diabetes, obesity & metabolism*, 19(1), 49-60. <https://doi.org/10.1111/dom.12779>
15. Pratley, R. E., Kang, J., Trautmann, M. E., Hompesch, M., Han, O., Stewart, J., Sorli, C. H., Jacob, S., & Yoon, K. H. (2019). Body weight management and safety with efpeglenatide in adults without diabetes: A phase II randomized study. *Diabetes, obesity & metabolism*, 21(11), 2429-2439. <https://doi.org/10.1111/dom.13824>
16. Rebello, C. J., Zemel, M. B., Kolterman, O., Fleming, G. A., & Greenway, F. L. (2021). Leucine and Sildenafil Combination Therapy Reduces Body Weight and Metformin Enhances the Effect at Low Dose: A Randomized Controlled Trial. *American journal of therapeutics*, 28(1), E1-E13. <https://doi.org/10.1097/MJT.0000000000001303>
17. Wharton, S., Blevins, T., Connery, L., Rosenstock, J., Raha, S., Liu, R., Ma, X., Mather, K. J., Haupt, A., Robins, D., Pratt, E., Kazda, C., Konig, M., & Investigators, G. (2023). Daily Oral GLP-1 Receptor Agonist Orforglipron for Adults with Obesity. *The New England journal of medicine*, 389(10), 877-888. <https://doi.org/10.1056/NEJMoa2302392>

Appendix 4. Risk of bias assessment of the included trials using the Cochrane tool 2019\*.

Study ID	D1	D2	D3	D4	D5	Overall	
Alba 2020	!	+	+	+	+	!	Low risk
Bays 2013	!	+	!	+	+	!	Some concerns
Bays 2020	+	+	+	+	+	+	High risk
He 2019	!	+	+	+	+	+	
Hollander 2017	+	+	!	+	+	+	D1 Randomisation process
Holmback 2022	+	+	+	+	+	+	D2 Deviations from the intended interventions
Jastreboff 2023	+	+	+	+	+	+	D3 Missing outcome data
Ji 2023	+	+	+	+	+	+	D4 Measurement of the outcome
Kim 2015	+	+	!	+	+	!	D5 Selection of the reported result
Knop 2023	+	+	+	+	+	+	
Lau 2021	+	!	+	!	+	+	
Le Roux 2024	+	+	+	+	+	+	
Li 2023	+	+	+	+	+	+	
Lundkvist 2016	+	+	+	+	+	+	
Pratley 2019	+	+	+	+	+	+	
Rebello 2021	+	+	+	+	+	+	
Wharton 2023	+	!	+	+	+	!	

\*Link for the full tables, including all the details supporting the risk of bias assessment: [https://drive.google.com/file/d/1GMujwCNwucPoX-75G\\_tCYe41BX-mtAKY/view?usp=sharing](https://drive.google.com/file/d/1GMujwCNwucPoX-75G_tCYe41BX-mtAKY/view?usp=sharing)